

Kenora & Rainy River Districts

COVID-19 BUSINESS IMPACT SURVEY RESULTS **Part 3**

IMPACT OF COVID-19 ON BUSINESS
OPERATIONS AND THE WORKFORCE

Between May 22, 2020 and October 14, 2020



The Northwest Training and Adjustment Board (NTAB) asked local businesses and organizations to participate in a survey on the impacts of COVID-19; the first survey was completed on April 17th and then again for a follow up survey that was completed on May 22nd and a final follow up survey completed on October 14th.

This report focuses on the results of the October 14th survey.

This feedback will provide the data needed to send to all three levels of government, municipal, provincial and federal. This survey gives us a comparison as to how things are currently and what has changed.

Our sincere appreciation to all those businesses and organizations who participated.

The Impact of COVID-19 on OPERATIONS:

LEVEL OF IMPACT

HIGHLY NEGATIVE: This could put us out of business

HIGHLY POSITIVE: We have added staff and expanded production to meet demand

MEDIUM NEGATIVE: This is going to significantly impact our finances

MEDIUM POSITIVE: We are seeing increased demand for some of our products/services

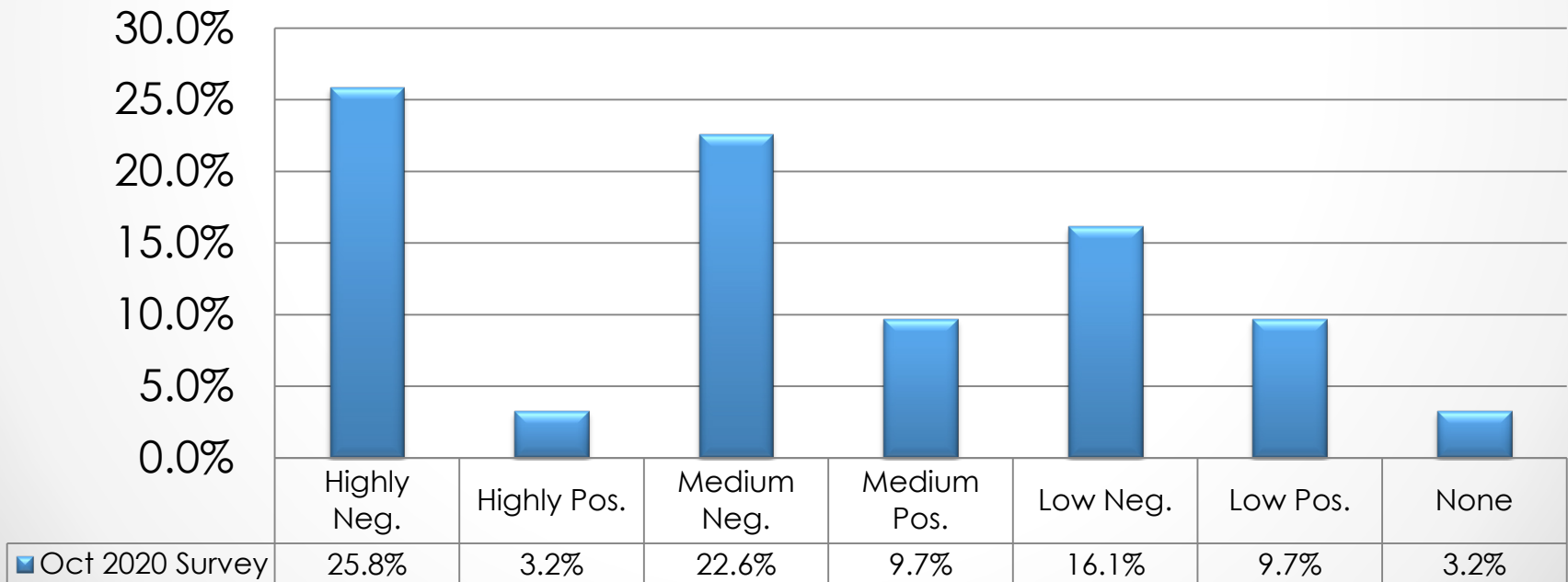
LOW NEGATIVE: This impacts us financially, but we are confident we can weather the storm

LOW POSITIVE: Demand for our products/services has changed but is still sufficient to maintain operations

NONE: No impact

Respondents: 31

October 2020 Survey Results



Note: Totals may not add up due to rounding and respondents who provided multiple answers to certain questions.

The Impact of COVID-19 on OPERATIONS:

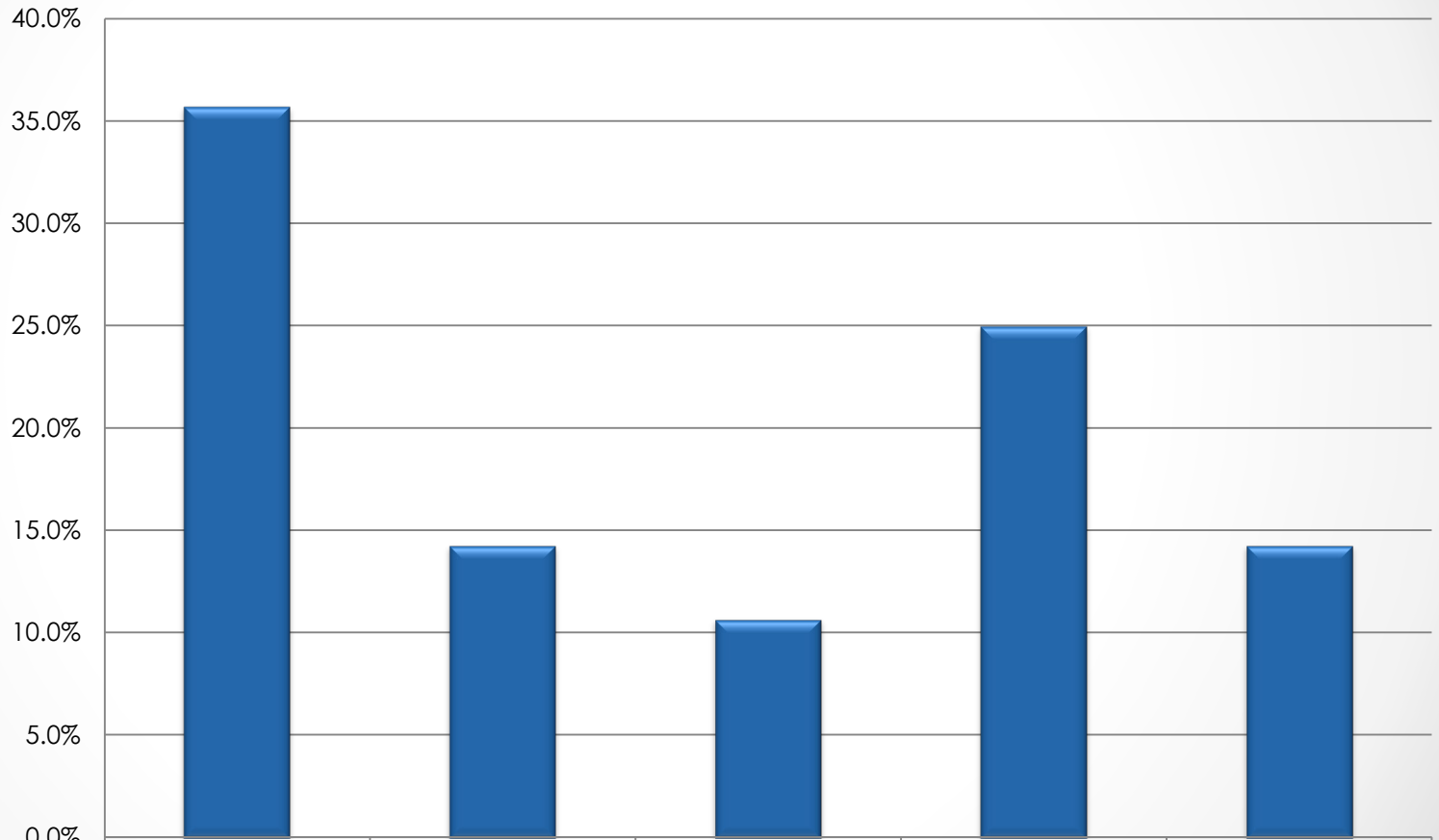
LEVEL OF IMPACT

Having trouble recalling or hiring employees.	6.5%
Have re-tooled to manufacture in-demand supplies.	0.0%
We are delivering new services.	9.7%
No impact.	16.1%
Have reduced our hours.	12.9%
Have reduced our staff.	16.1%
Working remotely but continue operations.	6.5%
Closed our business/organization permanently.	9.7%
Closed our business/organization temporarily.	32.2%
Have increased hours.	6.5%
Have increased staff.	6.5%
Accepting telephone orders.	9.7%
Operating online.	9.7%
Have developed new partnerships.	3.2%
Have returned to regular operations.	19.3%
Have reopened in limited capacity.	6.7%
October 2020 Results – 31 Respondents	

The Impact of COVID-19 on OPERATIONS:

LEVEL OF IMPACT

Level of Concern with Reductions to Canada Emergency Wage Subsidy



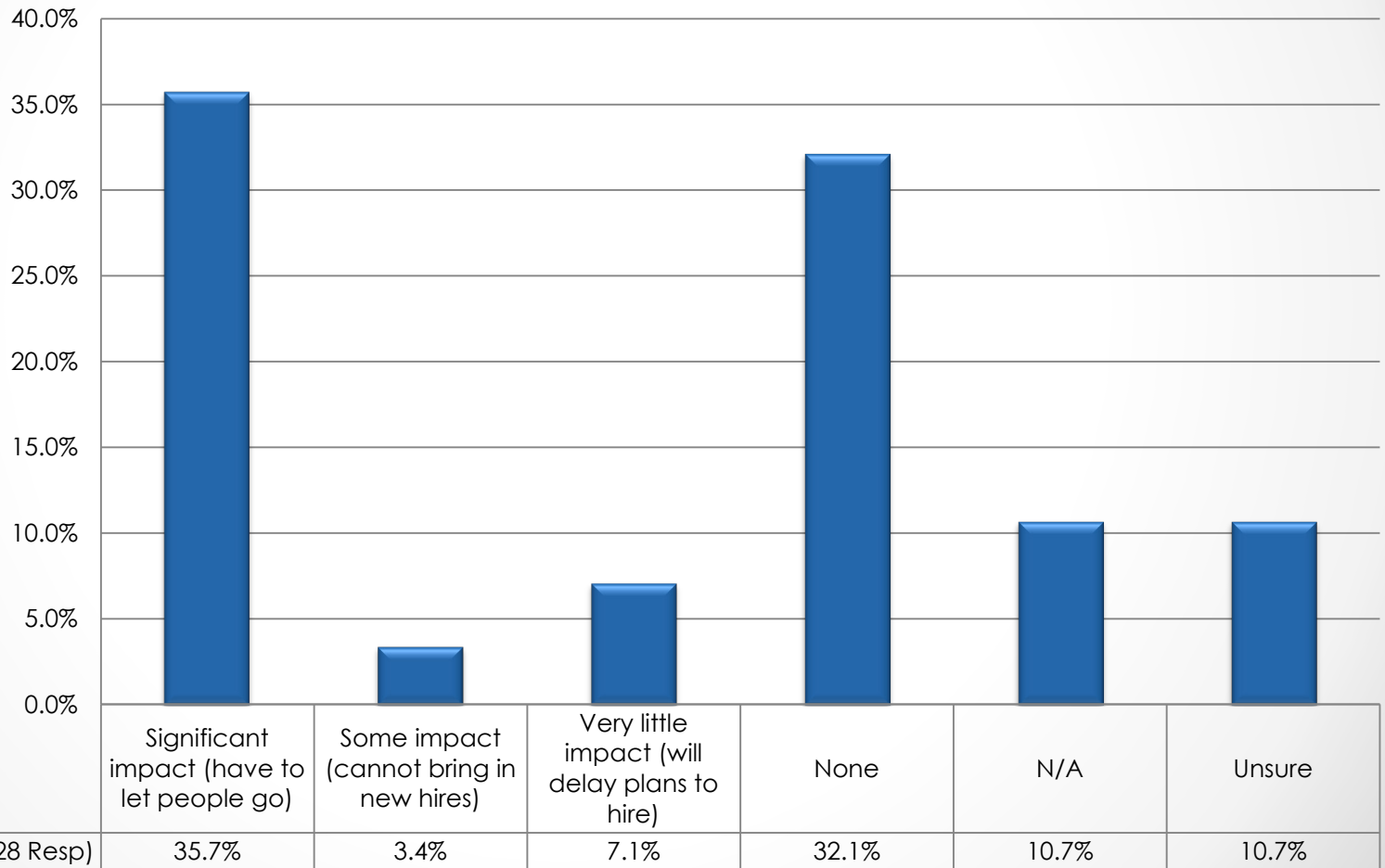
■ Oct 2020 Survey (28 Resp)

Very concerned	Somewhat concerned	Not very concerned	Not concerned	Unsure
35.7%	14.3%	10.7%	25.0%	14.3%

The Impact of COVID-19 on OPERATIONS:

LEVEL OF IMPACT

**If Canada Emergency Wage Subsidy is Reduced:
How will that Impact Your Operations?**



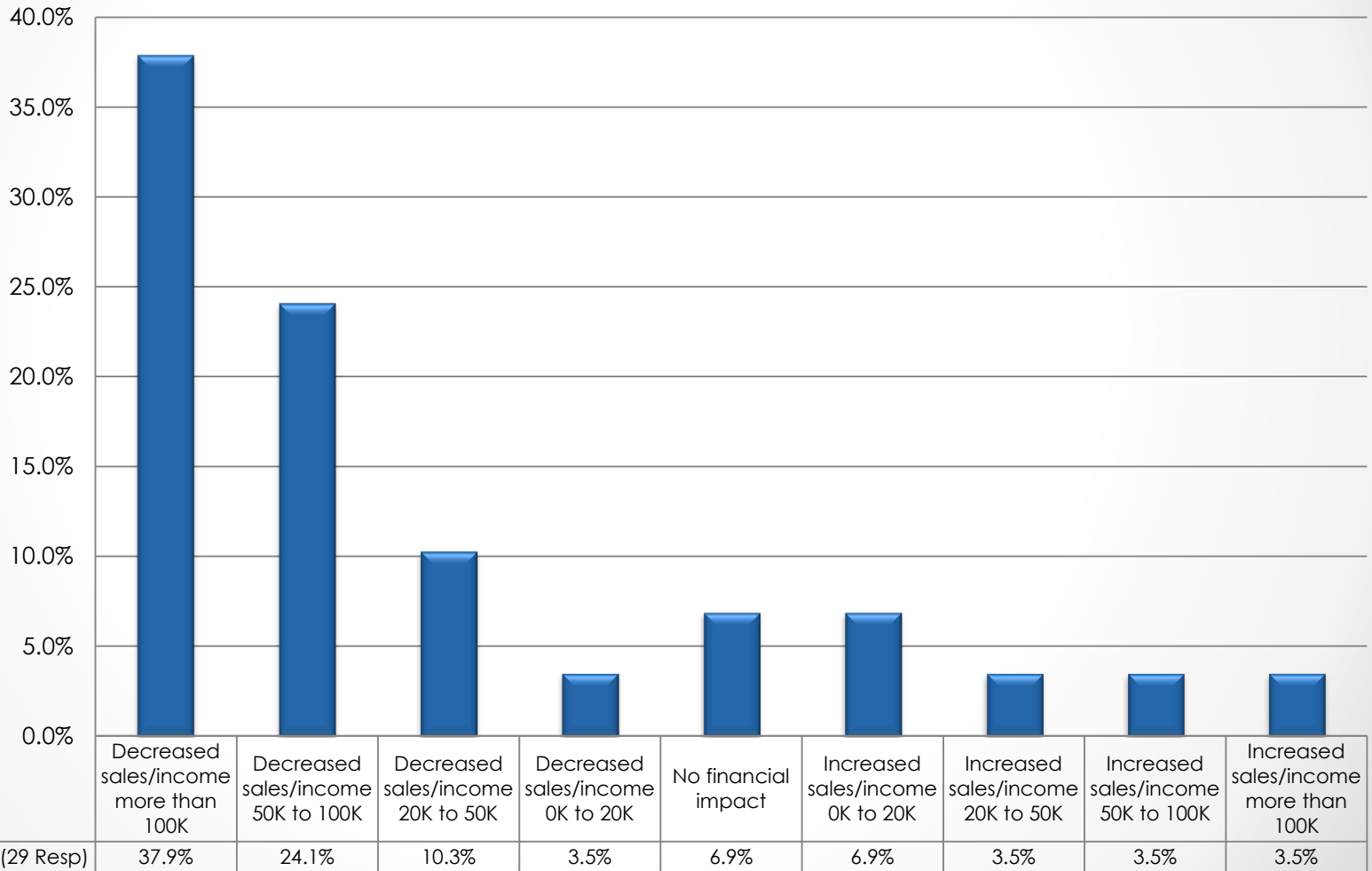
What Additional Impacts or Measures Have You Experienced?

Our business equity/value has fallen.	16.7%
Our business equity/value has increased.	10.0%
We are experiencing significant increase in consumer demand for certain items.	20.0%
Our supply chain is interrupted.	13.3%
Our supply chain is experiencing bottlenecks.	10.0%
We have excess perishable supplies.	3.3%
We have had to cancel contracts.	20.0%
We have had contracts cancelled.	26.7%
We have signed new contracts with government.	3.3%
We have signed new contracts with other businesses.	0.0%
We have had to cancel fundraising events.	10.0%
We are experiencing decreases in sales (or donations if non-profit).	30.0%
We are experiencing an increase in sales.	6.7%
We are having to restrict spending because of uncertainty.	46.7%
We have increased cleaning, sanitation and/or protective measures in our office/facilities.	43.3%
Our debt load has increased.	26.7%
No impact.	3.3%

The Impact of COVID-19 on FINANCES:

LEVEL OF IMPACT

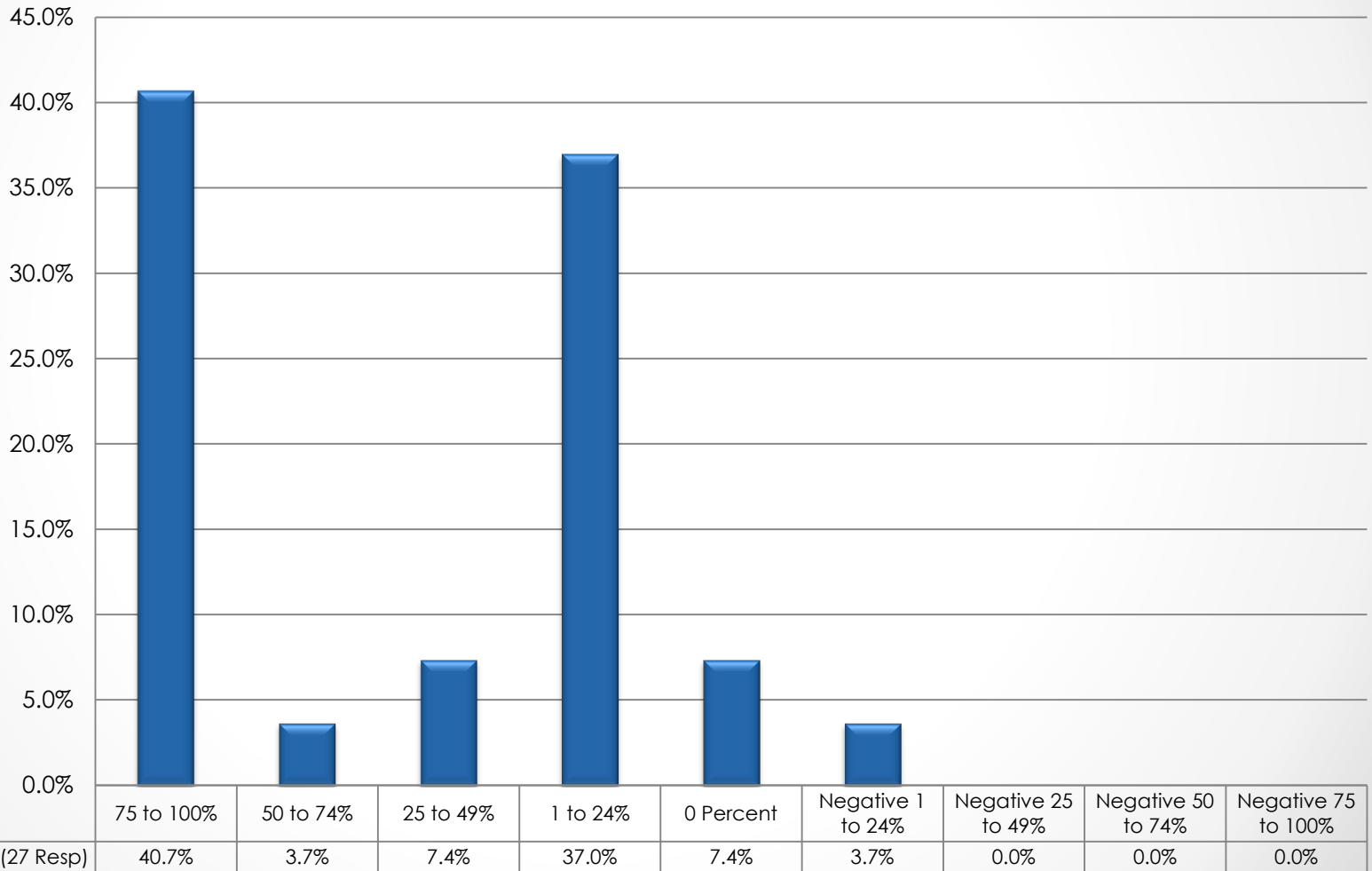
What do you Estimate the Financial Impact of the Crisis on Your Business?



The Impact of COVID-19 on FINANCES:

LEVEL OF IMPACT

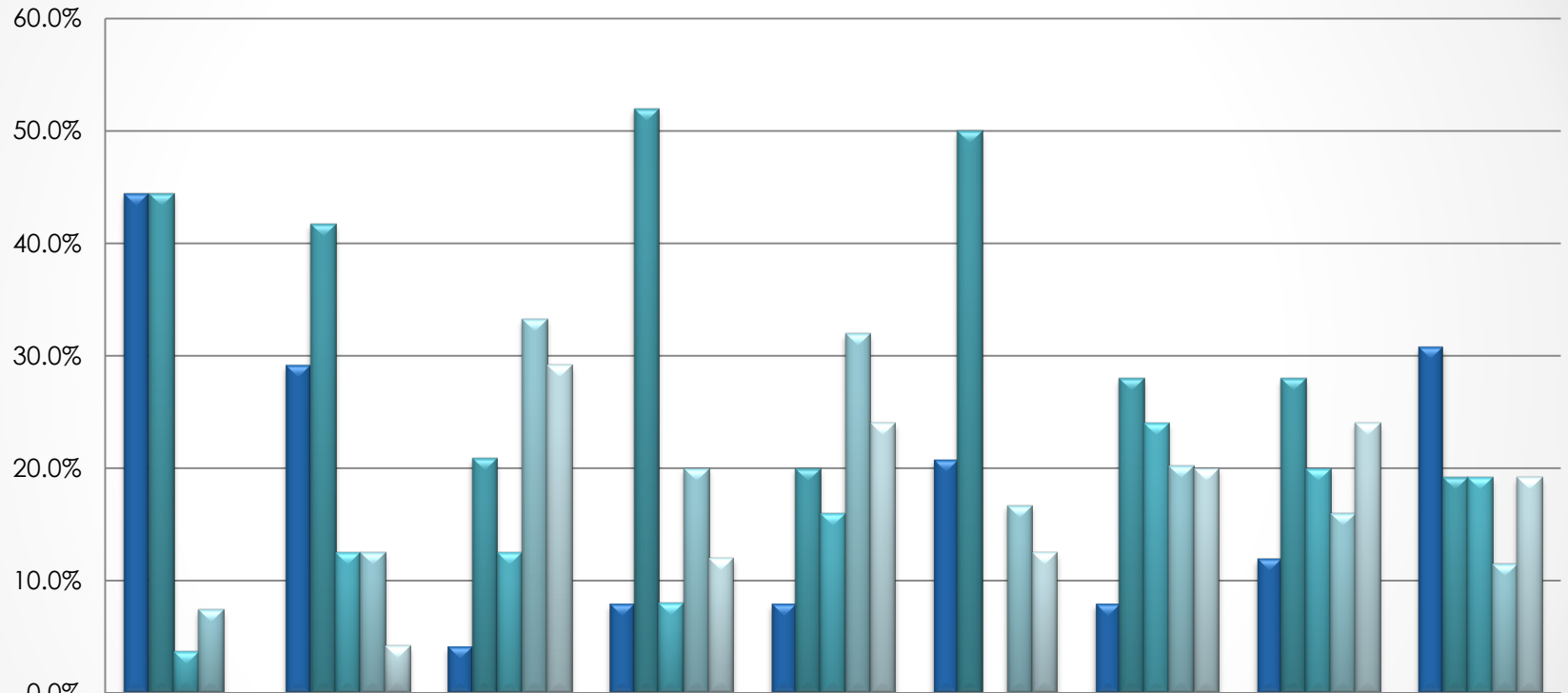
And What Percent of Your Revenue Does That Represent?



The Impact of COVID-19 on FINANCES:

GOVERNMENT PROGRAMS

How Familiar are You With the Federal/Provincial COVID-19 Programs?

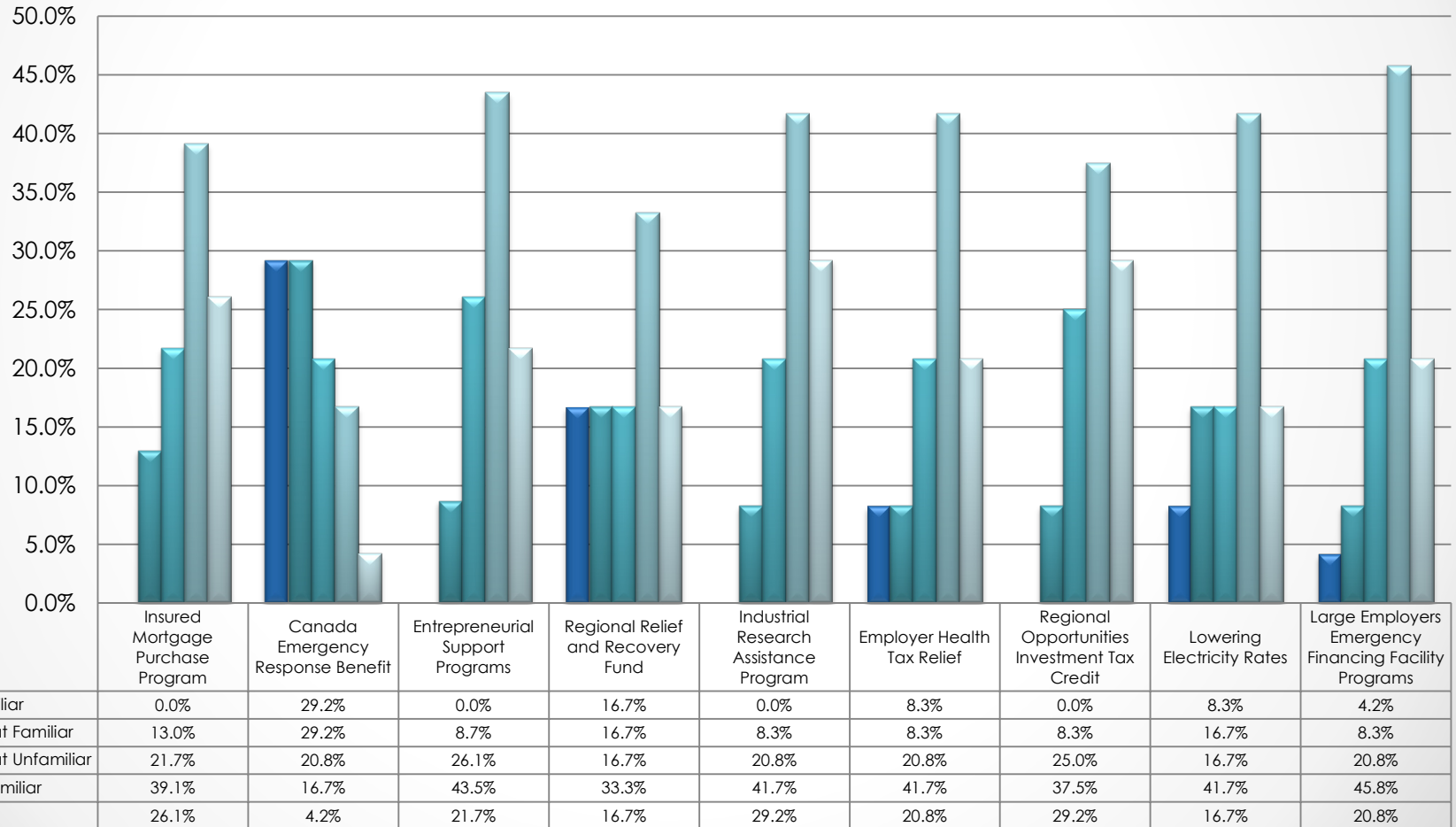


Very Familiar	44.4%	29.2%	4.2%	8.0%	8.0%	20.8%	8.0%	12.0%	30.8%
Somewhat Familiar	44.4%	41.7%	20.9%	52.0%	20.0%	50.0%	28.0%	28.0%	19.2%
Somewhat Unfamiliar	3.7%	12.5%	12.5%	8.0%	16.0%	0.0%	24.0%	20.0%	19.2%
Very Unfamiliar	7.4%	12.5%	33.3%	20.0%	32.0%	16.7%	20.2%	16.0%	11.5%
Unsure	0.0%	4.2%	29.2%	12.0%	24.0%	12.5%	20.0%	24.0%	19.2%

The Impact of COVID-19 on FINANCES:

GOVERNMENT PROGRAMS

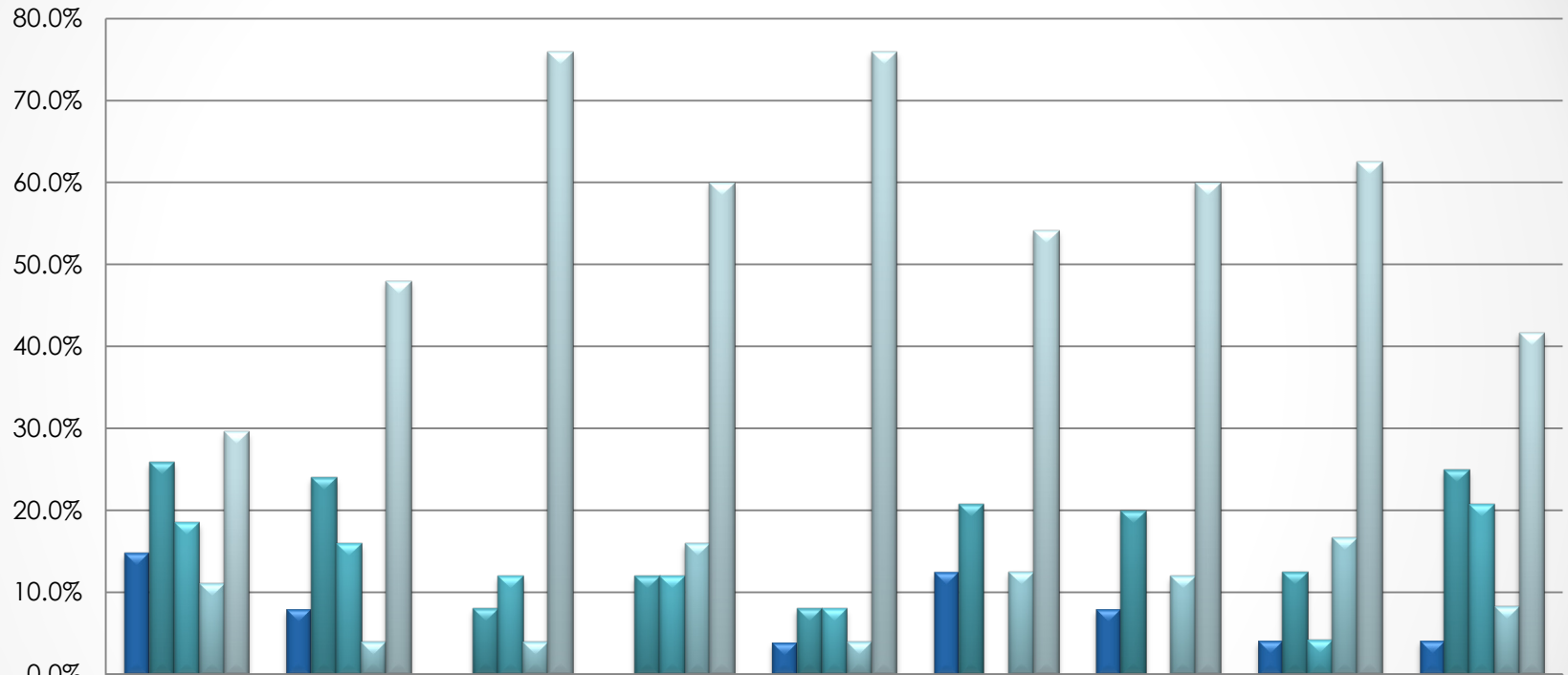
**How Familiar are You With the Federal/Provincial COVID-19 Programs?
(Continued)**



The Impact of COVID-19 on FINANCES:

GOVERNMENT PROGRAMS

How Satisfied are You With the Federal/Provincial COVID-19 Programs?

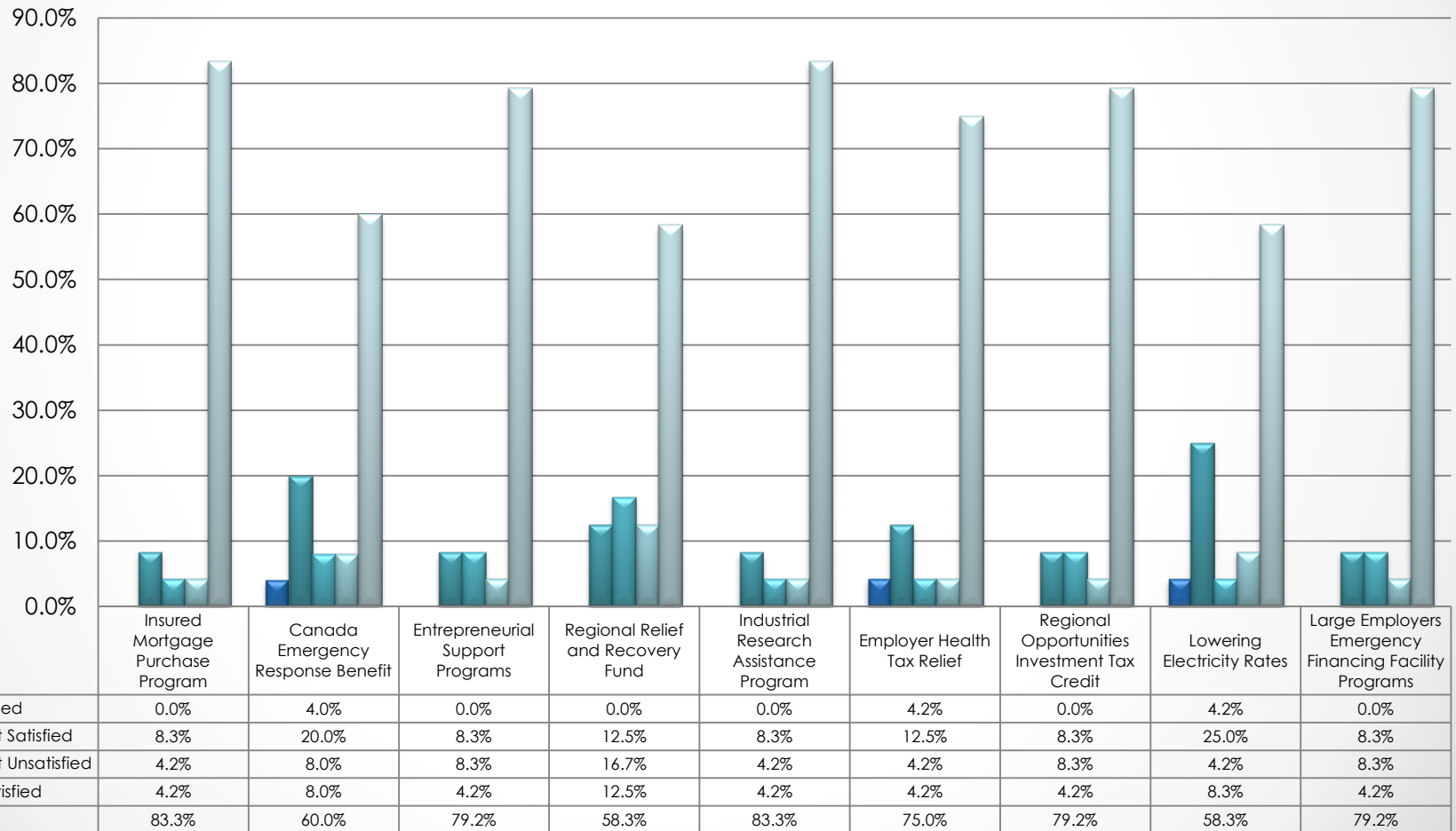


Very Satisfied	14.8%	8.0%	0.0%	0.0%	4.0%	12.5%	8.0%	4.2%	4.2%
Somewhat Satisfied	25.9%	24.0%	8.0%	12.0%	8.0%	20.8%	20.0%	12.5%	25.0%
Somewhat Unsatisfied	18.5%	16.0%	12.0%	12.0%	8.0%	0.0%	0.0%	4.2%	20.8%
Very Unsatisfied	11.1%	4.0%	4.0%	16.0%	4.0%	12.5%	12.0%	16.7%	8.3%
Neutral	29.6%	48.0%	76.0%	60.0%	76.0%	54.2%	60.0%	62.5%	41.7%

The Impact of COVID-19 on FINANCES:

GOVERNMENT PROGRAMS

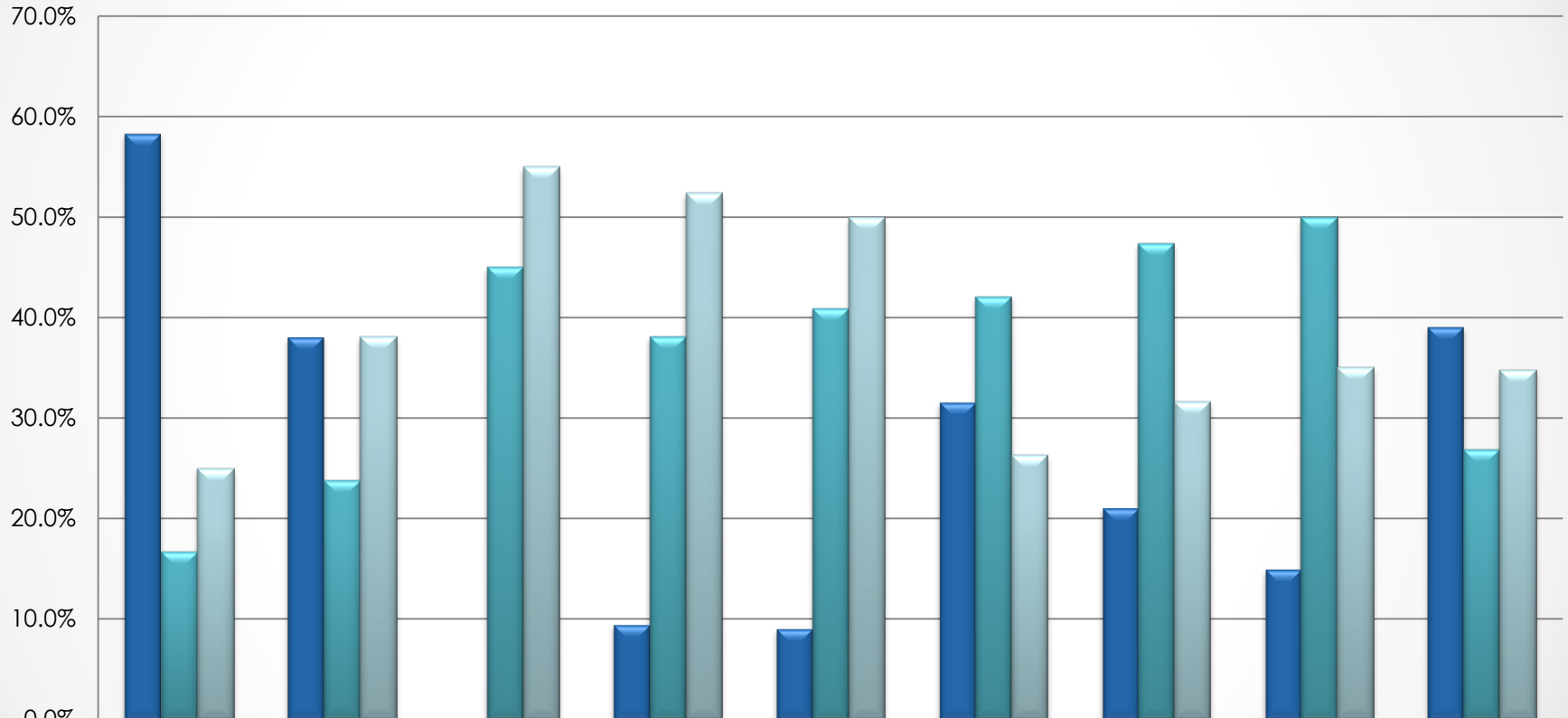
How Satisfied are You With the Federal/Provincial COVID-19 Programs?
(Continued)



The Impact of COVID-19 on FINANCES:

GOVERNMENT PROGRAMS

Have You or Are You Going to Access the Federal/Provincial COVID-19 Programs?

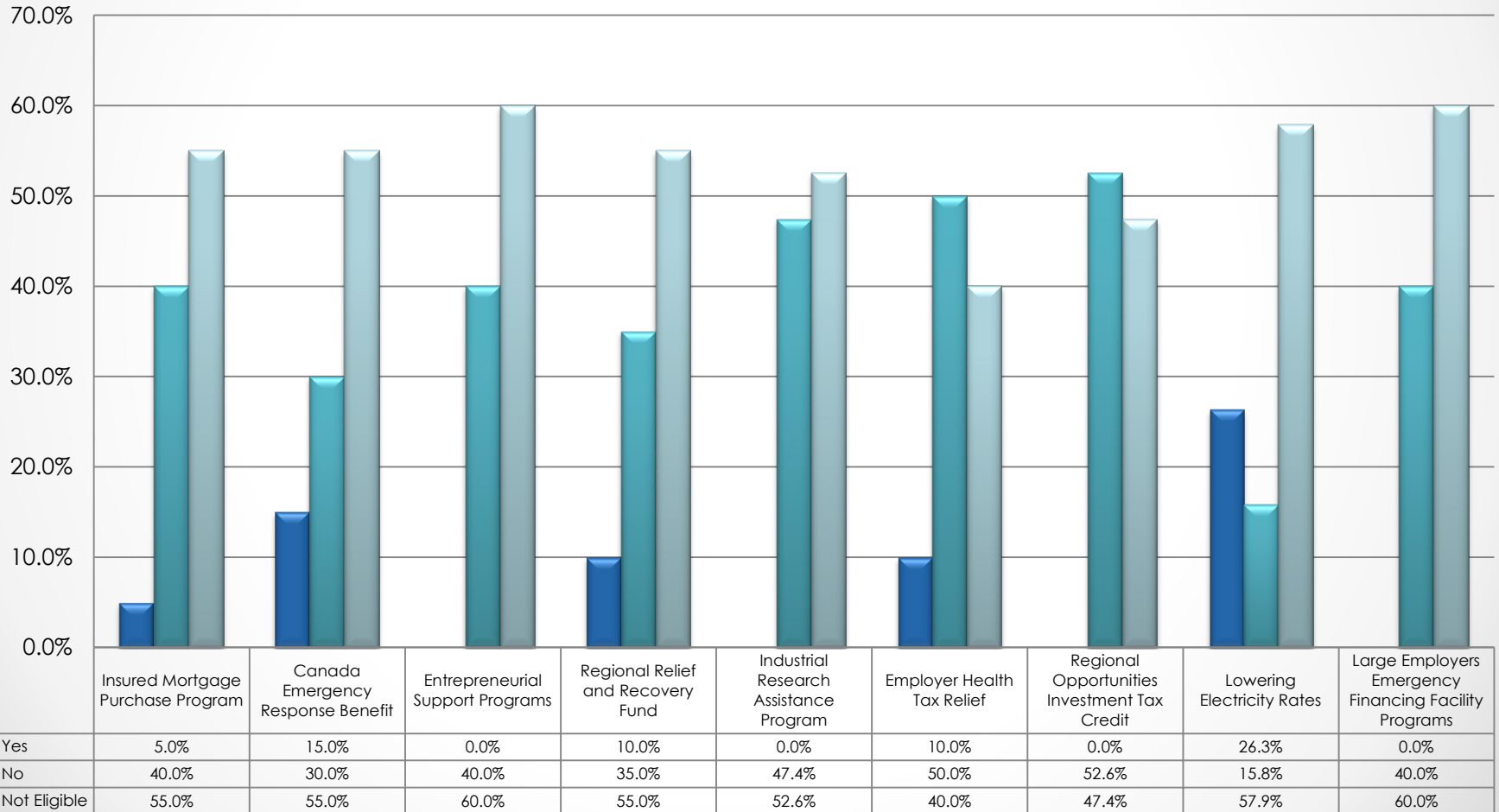


■ Yes	58.3%	38.1%	0.0%	9.5%	9.1%	31.6%	21.1%	15.0%	39.1%
■ No	16.7%	23.8%	45.0%	38.1%	40.9%	42.1%	47.4%	50.0%	26.9%
■ Not Eligible	25.0%	38.1%	55.0%	52.4%	50.0%	26.3%	31.6%	35.0%	34.8%

The Impact of COVID-19 on FINANCES:

GOVERNMENT PROGRAMS

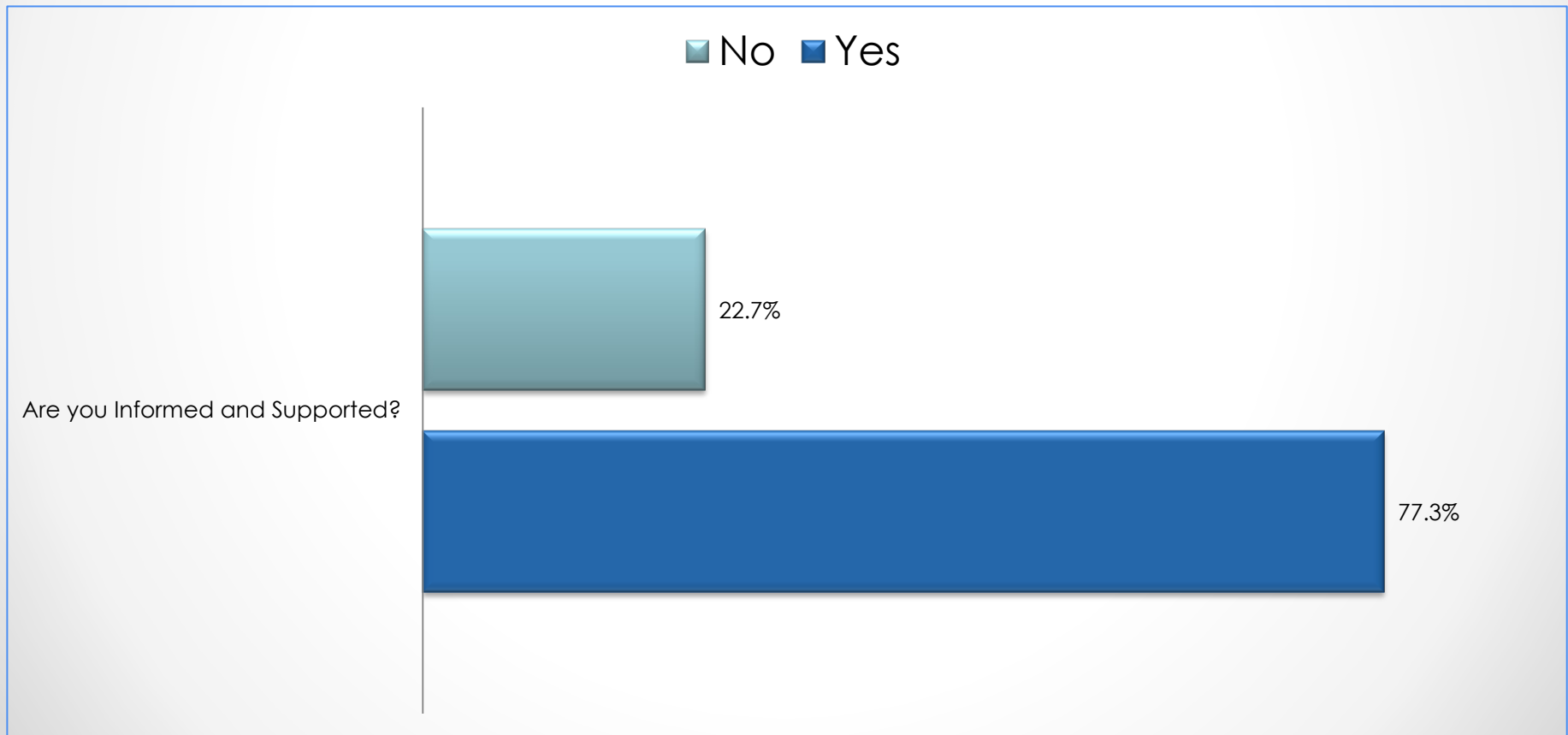
Have You or Are You Going to Access the Federal/Provincial COVID-19 Programs?
(Continued)



The Impact of COVID-19 on FINANCES:

GOVERNMENT PROGRAMS

Do you feel that private associations and other not-for-profit organizations supporting businesses are doing a good job at keeping you informed and supported during these unprecedented times?



What Have You Done to Support Your Employees?

We have educated our employees as to the symptoms and risks associated with the virus, as well as prevention measures.	77.8%
We have staggered work hours for employees.	11.1%
We have implemented physical distancing measures in our business.	77.8%
We have required employees to work from home.	38.9%
We are asking employees to use vacation, sick or personal days during the crisis, and deferring lay-offs.	11.1%
We continue to pay employees that are off work for quarantine or illness.	27.8%
We have closed our business/organization temporarily and not paying employees during closure.	11.1%
We have informed employees of the government assistance programs.	33.3%
We have hired or made employees aware of mental health and well-being resources.	16.7%

October 2020 Results – 18 Respondents

Who Answered the Survey?

RESPONDENTS BY INDUSTRY

(32 Respondents answered the October 2020 Survey)

Agriculture, Forestry, Fishing and Hunting	10
Mining, Quarrying or Oil & Gas Extraction	0
Utilities	0
Construction	0
Manufacturing	1
Wholesale Trade	1
Retail Trade	5
Transportation & Warehousing	1
Information & Cultural Industries	1
Finance & Insurance	3
Real Estate & Rental & Leasing	0
Professional, Scientific & Technical Services	2
Management of Companies & Enterprises	0
Admin & Support, Waste Management & Remediation Services	0
Educational Services	0
Healthcare and Social Assistance	3
Arts, Entertainment & Recreation	1
Accommodation & Food Services	2
Public Administration	1
Other Services (except Public Administration)	4

Note: Totals may not add up due to rounding and respondents who provided multiple answers to certain questions.

Municipal Contact Information COVID-19:

Atikokan: <http://www.atikokan.ca/content/covid-19>

Dryden: <https://www.dryden.ca/en/city-services/covid19.aspx>

Emo: <https://www.twspemo.on.ca/>

Fort Frances: <https://www.fortfrances.ca/covid-19>

Ignace: <https://www.ignace.ca/residents/public-information/public-notices>

Kenora: <http://kenora.ca/covid-19-updates/>

Machin: <http://visitmachin.com/phone-numbers/>

Pickle Lake: <http://picklelake.ca/covid-19/>

Rainy River: <http://www.rainyriver.ca/>

Red Lake: <https://red-lake-coronavirus-response-redlake.hub.arcgis.com/>

Sioux Lookout: <https://www.siouxlookout.ca/en/index.asp>

Sioux Narrows / Nestor Falls: <https://www.snnf.ca>

Northwestern Health Unit: <https://www.nwhu.on.ca/Pages/home.aspx>

Residents of the Kenora & Rainy River Districts:

Support from the Government of Canada:

The Canada Emergency Wage Subsidy (CEWS) supports employers that are hardest hit by the pandemic and protect the jobs Canadians depend on.

Pending the passage of legislation. The wage subsidy would remain at the current subsidy rate of up to a maximum of 65 per cent of eligible wages until December 19, 2020, and would be extended until June 2021.

A proposal has been made to continue the CEWS until June 2021, including possible changes to the rates and top-up calculation. [Read the October 14 announcement](#) and check back soon for details.

Applications for claim period 8 (September 27, 2020, to October 24, 2020) are now open.

As a Canadian employer who has seen a drop in revenue due to COVID-19, you may be eligible for a subsidy to cover part of your employee wages, retroactive to March 15. This subsidy will enable you to re-hire workers, help prevent further job losses, and ease you back into normal operations.

<https://www.canada.ca/en/department-finance/economic-response-plan.html#businesses>

Northwest Training and Adjustment Board Survey: October 2020



www.ntab.on.ca



Provincial government support for businesses

<https://www.ontario.ca/page/covid-19-support-businesses>

Federal government support for businesses

<http://www.canada.ca/en/department-finance/news/2020/04/canadas-covid-19-economic-response-plan-new-support-to-protect-canadian-jobs.html>

Municipal COVID-19 information

Check your municipal website for current information