



**NORTHWEST TRAINING &
ADJUSTMENT BOARD**

JOB DEMAND REPORT

AUGUST 2021

Job posting data collected by Northwest Training & Adjustment Board from job boards and employer websites who recruit candidates in Rainy River and Kenora Districts.

HIGHLIGHTS

JOB POSTINGS BY THE NUMBERS

TOTAL ACTIVE

1,186

NEW THIS MONTH

660

COMPANIES

332

JOB BOARDS

24

OF DAYS POSTED

AVERAGE

20.5

MEDIAN

20

REPORT BUILDER

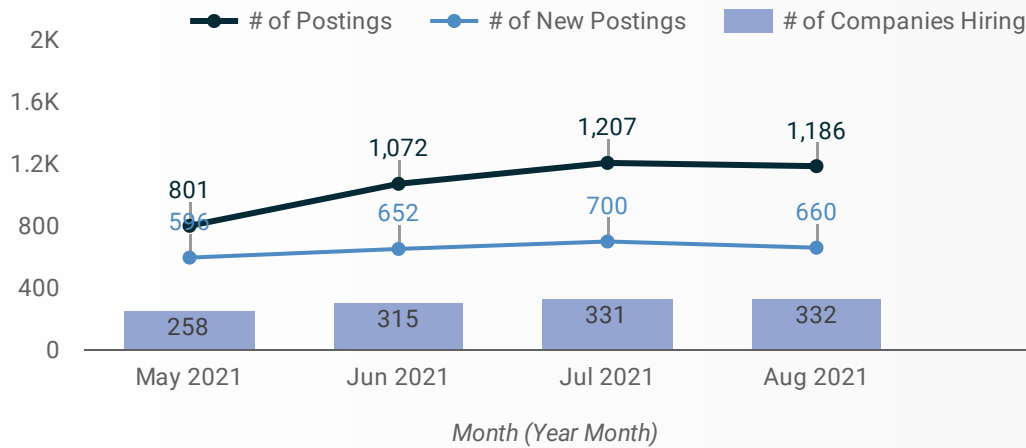
The default filter selection below will show all job demand data for the month. You can use the filters to create a customized report for the purpose of understanding a subset of the data.

MUNICIPALITY ▾	DISTRICT ▾	JOB TYPE ▾
JOB DURATION ▾	JOB BOARD ▾	QUICK FIND ▾
SKILL LEVEL ▾	ADDITIONAL LANGUAGE ▾	
SKILL TYPE NAME / 1-DIGIT NATIONAL OCCUPATIONAL CLASSIFICATION CODE ▾		
MAJOR GROUP / 2-DIGIT NATIONAL OCCUPATIONAL CLASSIFICATION CODE ▾		
MINOR GROUP / 3-DIGIT NATIONAL OCCUPATIONAL CLASSIFICATION CODE ▾		
UNIT GROUP / 4-DIGIT NATIONAL OCCUPATIONAL CLASSIFICATION CODE ▾		
COMPANY OR EMPLOYMENT AGENCY ▾		



JOB POSTINGS BY MONTH

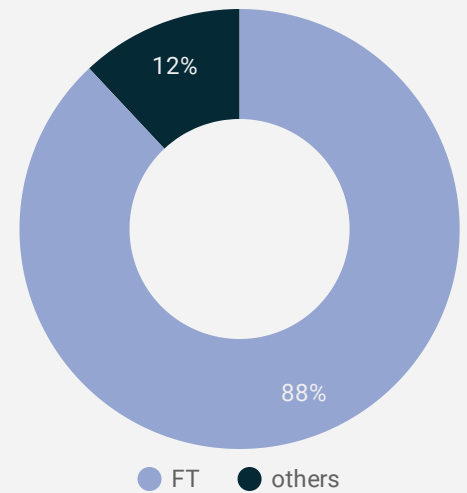
How many job postings were active for at least 1 day this month?



NOTE: This graph cannot be filtered using the controls on the cover page

JOB TYPE

Full-time vs Part-time



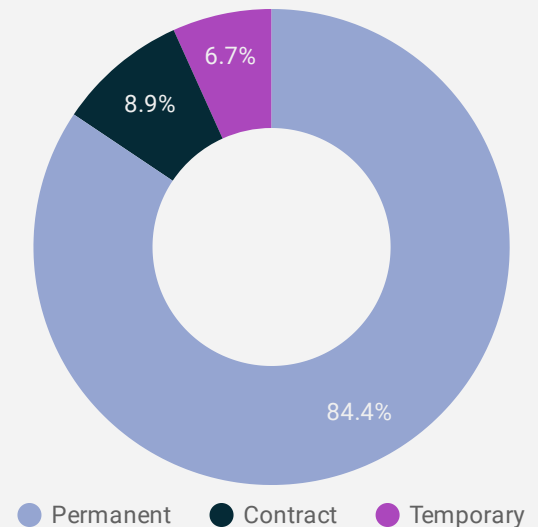
JOB POSTINGS BY MUNICIPALITY

Where are job opportunities being offered?

	MUNICIPALITY	POSTING COUNT	AVG POSTING LENGTH IN DAYS	MEDIAN POSTING LENGTH IN DAYS
1.	City of Kenora	412	23.0	21
2.	City of Dryden	282	19.9	21
3.	Town of Sioux Lookout	243	10.3	5
4.	Town of Red Lake	53	35.5	16
5.	Emo Township	44	58.3	59
6.	Town of Fort Frances	24	47.1	39
7.	Township of Ear Falls	20	20.2	21
8.	Township of Ignace	16	8.6	6

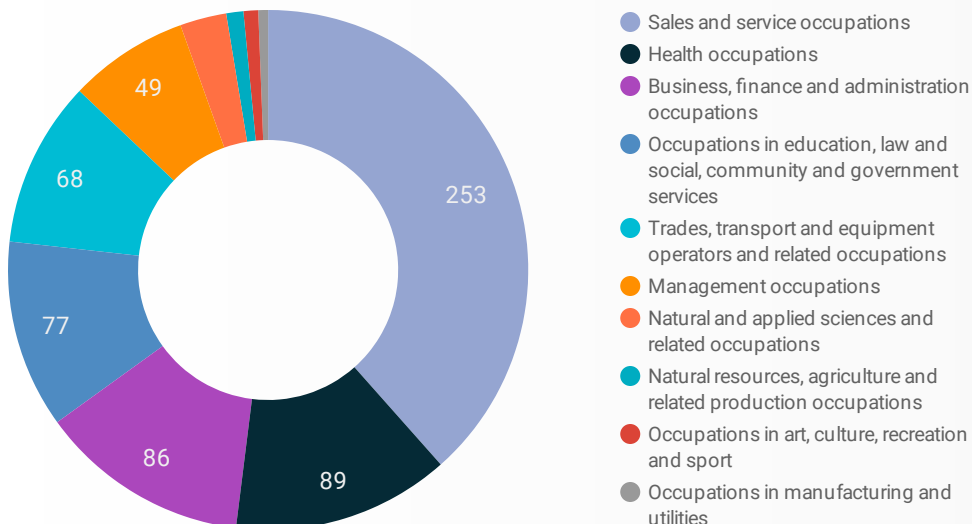
JOB DURATION

Permanency of jobs posted



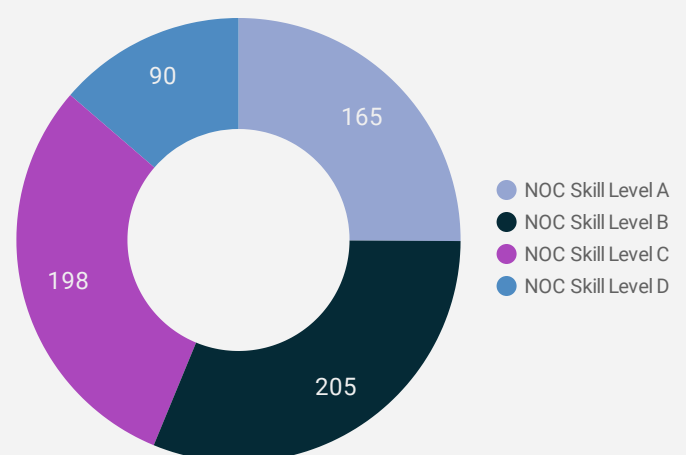
JOB POSTINGS BY SKILL TYPE

What skill type is being recruited?



JOB POSTINGS BY SKILL LEVEL

What education do occupations typically require?



Skill Level A = Usually University education | Skill Level B = Usually College education or Apprenticeship training | Skill Level C = Usually Secondary education or occupation-specific training | Skill Level D = Usually on-the-job training



TOP HIRING EMPLOYERS & AGENCIES

Who is hiring?

	COMPANY	MUNICIPALITY	POSTINGS ▾	AVG POSTING LENGTH IN DAYS	MEDIAN POSTING LENGTH IN DAYS
1.	Sioux-Hudson Employment	Town of Sioux Lookout	104	3.6	3
2.	Lake Of The Woods District Hospital	City of Kenora	38	31.9	30
3.	New Gold Inc	Emo Township	38	52.0	50
4.	Sioux Lookout Meno Ya Win Health Centre	Town of Sioux Lookout	29	15.8	15
5.	Kenora Association for Community Living	City of Kenora	25	24.9	21
6.	Grand Council Treaty #3	City of Kenora	21	31.4	30
7.	Walmart Canada	City of Dryden	20	14.4	16
8.	Dryden Regional Health Centre	City of Dryden	17	67.0	67
9.	Keewatin-Patricia District School Board	City of Kenora	16	27.6	23
10.	PureGold	Town of Red Lake	14	44.8	16
11.	EACOM Timber Corporation	Township of Ear Falls	12	19.3	21
12.	Walmart	City of Dryden	12	7.8	10
13.	La Verendrye General Hospital	Town of Fort Frances	11	88.0	88
14.	Attawapiskat First Nation Education Authority	Attawapiskat First Nation	10	67.5	68
15.	Bell's Lake-Vu Motel & Services Inc	City of Kenora	10	16.0	16
16.	Sioux Lookout First Nations Health Authority	Town of Sioux Lookout	10	15.0	15
17.	Canadian Mental Health Association	City of Kenora	9	21.0	21
18.	Lake of the Woods Brewing Company	City of Kenora	9	21.0	21
19.	Berger	City of Kenora	9	21.0	21
20.	Fresh Market Foods	Town of Sioux Lookout	9	15.0	15
21.	Keewatin-Patricia District School Board	City of Dryden	7	22.8	14
22.	Pikangikum Education Authority	Pikangikum First Nation	7	61.0	61
23.	Anishinaabe Abinoojii Family Services	City of Kenora	7	21.0	21
24.	Sunset Inn & Suites	Town of Sioux Lookout	7	null	null
25.	Ontario Native Women's Association	City of Kenora	7	18.8	21
26.	Rainycrest Long Term Care Home	Rainy River	7	null	null
27.	Mcdonald's	City of Kenora	7	15.0	15
28.	Loblaw Companies Limited	City of Dryden	7	21.0	21
29.	Domtar	City of Dryden	7	19.5	21
30.	Keewatin-Patricia District School Board	Town of Sioux Lookout	7	24.3	12



TOP OCCUPATIONS BY SKILL LEVEL, FREQUENCY & DURATION

What jobs are in-demand and/or hard to fill?

	4-DIGIT NOC CODE	4-DIGIT NOC NAME	OCCUPATION'S SKILL LEVEL	POSTING COUNT ▾	AVG POSTING LENGTH IN DAYS	MEDIAN POSTING LENGTH IN DAYS
1.	3012	Registered nurses and registered psychiatric nurses	NOC Skill Level A	44	32	30
2.	6421	Retail salespersons	NOC Skill Level C	31	17	21
3.	621	Retail and wholesale trade managers	NOC Skill Level A	28	14	15
4.	6711	Food counter attendants, kitchen helpers and related support occupations	NOC Skill Level D	28	13	6
5.	6222	Retail and wholesale buyers	NOC Skill Level B	27	17	21
6.	6731	Light duty cleaners	NOC Skill Level D	25	35	21
7.	6552	Other customer and information services representatives	NOC Skill Level C	21	13	15
8.	4212	Social and community service workers	NOC Skill Level B	20	16	21
9.	4412	Home support workers, housekeepers and related occupations	NOC Skill Level C	19	32	21
10.	6322	Cooks	NOC Skill Level B	18	39	21
11.	1411	General office support workers	NOC Skill Level C	16	22	18.5
12.	6611	Cashiers	NOC Skill Level D	16	18	21
13.	4214	Early childhood educators and assistants	NOC Skill Level B	13	15	4
14.	7514	Delivery and courier service drivers	NOC Skill Level C	12	21	21
15.	6513	Food and beverage servers	NOC Skill Level C	12	20	21
16.	6541	Security guards and related security service occupations	NOC Skill Level C	10	13	15
17.	6311	Food service supervisors	NOC Skill Level B	10	67	63.5
18.	7452	Material handlers	NOC Skill Level C	9	20	21
19.	3413	Nurse aides, orderlies and patient service associates	NOC Skill Level C	9	15	15
20.	3219	Other medical technologists and technicians (except dental health)	NOC Skill Level B	9	16	15
21.	1114	Other financial officers	NOC Skill Level A	9	6	3
22.	7241	Electricians (except industrial and power system)	NOC Skill Level B	9	20	11
23.	1241	Administrative assistants	NOC Skill Level B	8	22	21
24.	6733	Janitors, caretakers and building superintendents	NOC Skill Level D	8	12	10
25.	4153	Family, marriage and other related counsellors	NOC Skill Level A	7	29	23.5
26.	3131	Pharmacists	NOC Skill Level A	6	11	15
27.	1522	Storekeepers and partspersons	NOC Skill Level C	6	21	21
28.	6525	Hotel front desk clerks	NOC Skill Level C	5	42	21
29.	631	Restaurant and food service managers	NOC Skill Level A	5	18	18



JOB POSTINGS BY 3-DIGIT NATIONAL OCCUPATION CLASSIFICATION

What jobs are hard to fill and in-demand?

	3 DIGIT NOC	3 DIGIT NOC NAME	SKILL LEVEL	POSTING COUNT ▾	AVG POSTING LENGTH IN DAYS	MEDIAN POSTING LENGTH IN DAYS
1.	301	Professional occupations in nursing	NOC Skill Level A	46	32.0	30
2.	673	Cleaners	NOC Skill Level D	35	29.1	21
3.	421	Paraprofessional occupations in legal, social, community and education services	NOC Skill Level B	33	15.4	16
4.	642	Retail salespersons	NOC Skill Level C	31	17.1	21
5.	671	Food counter attendants, kitchen helpers and related support occupations	NOC Skill Level D	28	12.7	6
6.	062	Retail and wholesale trade managers	NOC Skill Level A	28	14.4	15
7.	622	Technical sales specialists in wholesale trade and retail and wholesale buyers	NOC Skill Level B	27	17.1	21
8.	141	General office workers	NOC Skill Level C	25	20.3	16
9.	632	Chefs and cooks	NOC Skill Level B	23	34.4	21
10.	655	Customer and information services representatives	NOC Skill Level C	21	13.0	15
11.	441	Home care providers and educational support occupations	NOC Skill Level C	19	31.7	21
12.	321	Medical technologists and technicians (except dental health)	NOC Skill Level B	17	25.8	21
13.	651	Occupations in food and beverage service	NOC Skill Level C	17	17.8	21
14.	661	Cashiers	NOC Skill Level D	16	18.3	21
15.	751	Motor vehicle and transit drivers	NOC Skill Level C	16	18.0	21
16.	111	Auditors, accountants and investment professionals	NOC Skill Level A	13	9.0	7.5
17.	631	Service supervisors	NOC Skill Level B	13	67.3	63.5
18.	415	Social and community service professionals	NOC Skill Level A	11	22.7	15.5
19.	152	Supply chain logistics, tracking and scheduling co-ordination occupations	NOC Skill Level C	11	15.2	15
20.	724	Electrical trades and electrical power line and telecommunications workers	NOC Skill Level B	10	18.3	7.5
21.	654	Security guards and related security service occupations	NOC Skill Level C	10	12.6	15
22.	341	Assisting occupations in support of health services	NOC Skill Level C	10	30.5	30.5
23.	745	Longshore workers and material handlers	NOC Skill Level C	9	19.5	21
24.	122	Administrative and regulatory occupations	NOC Skill Level B	9	8.6	2
25.	403	Secondary and elementary school teachers and educational counsellors	NOC Skill Level A	9	50.2	61
26.	731	Machinery and transportation equipment mechanics (except motor vehicles)	NOC Skill Level B	8	49.8	40.5
27.	143	Financial, insurance and related administrative support workers	NOC Skill Level C	8	10.6	5



JOB POSTINGS BY 2-DIGIT NATIONAL OCCUPATION CLASSIFICATION

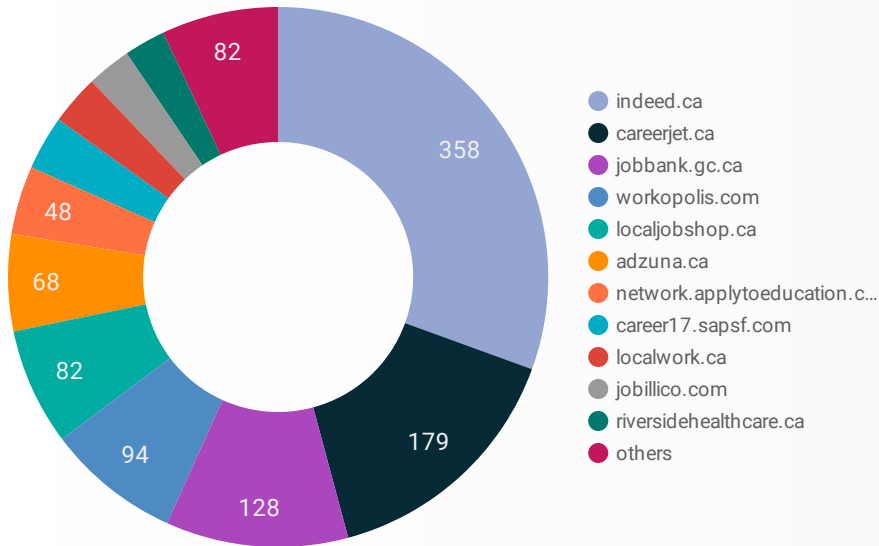
What jobs are hard to fill and in-demand?

	2-DIGIT NOC CODE	2-DIGIT NOC NAME	OCCUPATION'S SKILL LEVEL	POSTING COUNT	AVG POSTING LENGTH IN DAYS	MEDIAN POSTING LENGTH IN DAYS
1.	67	Service support and other service occupations, n.e.c.	NOC Skill Level D	63	21.7	15
2.	65	Service representatives and other customer and personal services occupations	NOC Skill Level C	56	17.9	21
3.	30	Professional occupations in nursing	NOC Skill Level A	46	32.0	30
4.	63	Service supervisors and specialized service occupations	NOC Skill Level B	43	35.2	21
5.	62	Retail sales supervisors and specialized sales occupations	NOC Skill Level B	37	16.5	21
6.	14	Office support occupations	NOC Skill Level C	35	18.3	16
7.	06	Middle management occupations in retail and wholesale trade and customer services	NOC Skill Level A	35	14.8	15
8.	64	Sales representatives and salespersons - wholesale and retail trade	NOC Skill Level C	33	17.1	21
9.	42	Paraprofessional occupations in legal, social, community and education services	NOC Skill Level B	33	15.4	16
10.	66	Sales support occupations	NOC Skill Level D	21	18.7	21
11.	75	Transport and heavy equipment operation and related maintenance occupations	NOC Skill Level C	21	15.5	15.5
12.	44	Care providers and educational, legal and public protection support occupations	NOC Skill Level C	21	29.9	21
13.	32	Technical occupations in health	NOC Skill Level B	20	26.1	21
14.	72	Industrial, electrical and construction trades	NOC Skill Level B	19	17.5	11
15.	12	Administrative and financial supervisors and administrative occupations	NOC Skill Level B	19	14.1	15
16.	73	Maintenance and equipment operation trades	NOC Skill Level B	17	35.7	15
17.	11	Professional occupations in business and finance	NOC Skill Level A	15	9.5	7.5
18.	21	Professional occupations in natural and applied sciences	NOC Skill Level A	14	17.3	15.5
19.	15	Distribution, tracking and scheduling co-ordination occupations	NOC Skill Level C	13	16.9	21
20.	31	Professional occupations in health (except nursing)	NOC Skill Level A	13	13.9	15
21.	41	Professional occupations in law and social, community and government services	NOC Skill Level A	13	22.7	15.5
22.	40	Professional occupations in education services	NOC Skill Level A	10	43.0	61
23.	34	Assisting occupations in support of health services	NOC Skill Level C	10	30.5	30.5
24.	74	Other installers, repairers and servicers and material handlers	NOC Skill Level C	9	19.5	21
25.	01	Senior managers - construction, transportation, production and utilities	NOC Skill Level A	8	33.0	21
26.	22	Technical occupations related to natural and applied sciences	NOC Skill Level B	5	37.8	21
27.	51	Professional occupations in art and culture	NOC Skill Level A	5	11.6	15



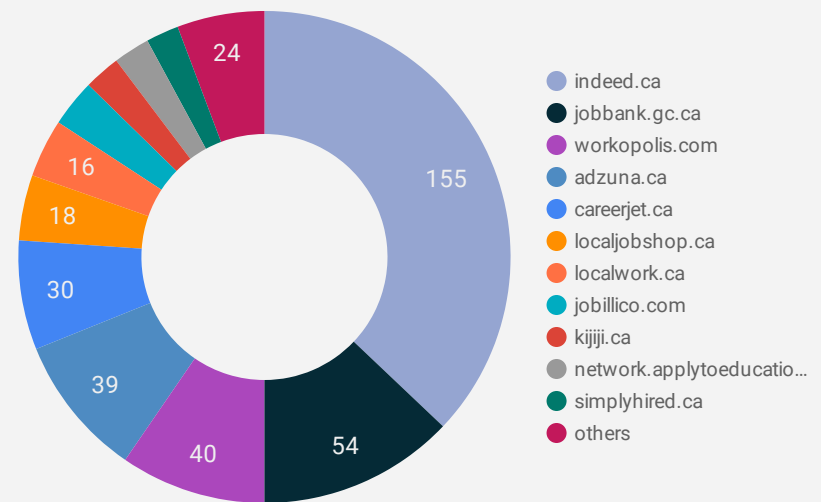
JOB POSTINGS BY JOB BOARD

What share of unique job postings appear on each job board?



COMPANIES BY JOB BOARD

What share of unique job postings appear on each job board?



JOB POSTING DETAILS BY JOB BOARD

How does job posting activity differ by job board?

	JOB BOARD	POSTING COUNT	AVG POSTING LENGTH IN DAYS	MEDIAN POSTING LENGTH IN DAYS	# OF COMPANIES
1.	indeed.ca	358	21	21	155
2.	careerjet.ca	179	8	4	30
3.	jobbank.gc.ca	128	44	32	54
4.	workopolis.com	94	15	15	40
5.	localjobshop.ca	82	32	30	18
6.	adzuna.ca	68	15	15	39
7.	network.applytoeducation.com	48	26	8	10
8.	career17.sapsf.com	38	52	50	1
9.	localwork.ca	35	8	3	16
10.	jobillico.com	31	14	5.5	13
11.	riversidehealthcare.ca	29	84	88	4
12.	kijiji.ca	17	15	15	10
13.	drhc.on.ca	17	67	67	1
14.	lwdh.talentpoolbuilder.com	11	32	31	1
15.	simplyhired.ca	10	15	16	9
16.	gojobs.gov.on.ca	8	24	19	3
17.	careerarc.com	4			2