



NORTHWEST TRAINING & ADJUSTMENT BOARD

JOB DEMAND REPORT

MAY 2022

HIGHLIGHTS

JOB POSTINGS BY THE NUMBERS

TOTAL POSTINGS	NEW THIS MONTH	COMPANIES	JOB BOARDS
2,064	1,197	505	24

OF DAYS POSTED

AVERAGE	MEDIAN
18.3	21

REPORT BUILDER

The default filter selection below will show all job demand data for the month. You can use the filters to create a customized report for the purpose of understanding a subset of the data.

OCCUPATION FILTERS

SKILL TYPE NAME / 1-DIGIT NOC	▼
MAJOR GROUP / 2-DIGIT NOC	▼
MINOR GROUP / 3-DIGIT NOC	▼
UNIT GROUP / 4-DIGIT NOC	▼
SKILL LEVEL	▼
JOB TYPE	▼
JOB DURATION	▼
ADDITIONAL LANGUAGE	▼
SPECIFIC JOB TAGS	▼

OTHER FILTERS

MUNICIPALITY	▼
DISTRICT	▼
JOB BOARD	▼

NOC = National Occupation Classification | NAICS = North American Industry Classification System

Page 1 of 13

Source:

Job posting data collected by Northwest Training & Adjustment Board from job boards and employer websites who recruit candidates in Rainy River and Kenora Districts.

Canada

EMPLOYMENT
ONTARIO

EMPLOI
ONTARIO

Ontario

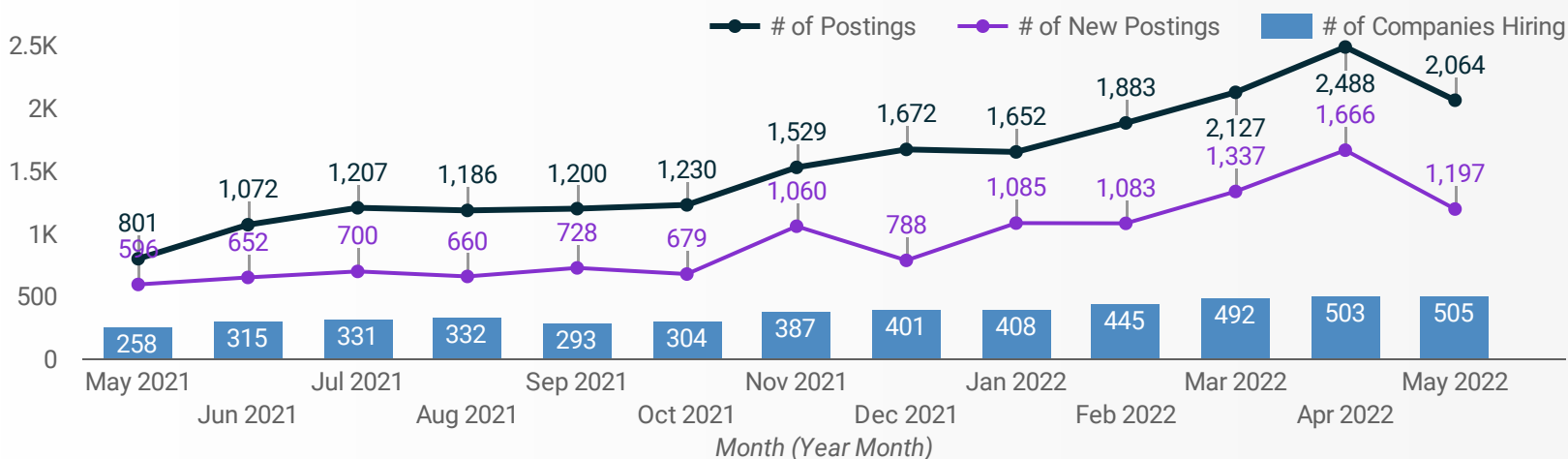
This Employment Ontario service is funded in part by the Government of Canada and the Government of Ontario.

Ce service Emploi Ontario est financé en partie par le gouvernement du Canada et le gouvernement de l'Ontario.



JOB POSTINGS BY MONTH FOR KENORA & RAINY RIVER DISTRICTS

How many job postings were active for at least 1 day this month?



NOTE: This graph cannot be filtered using the controls on the cover page

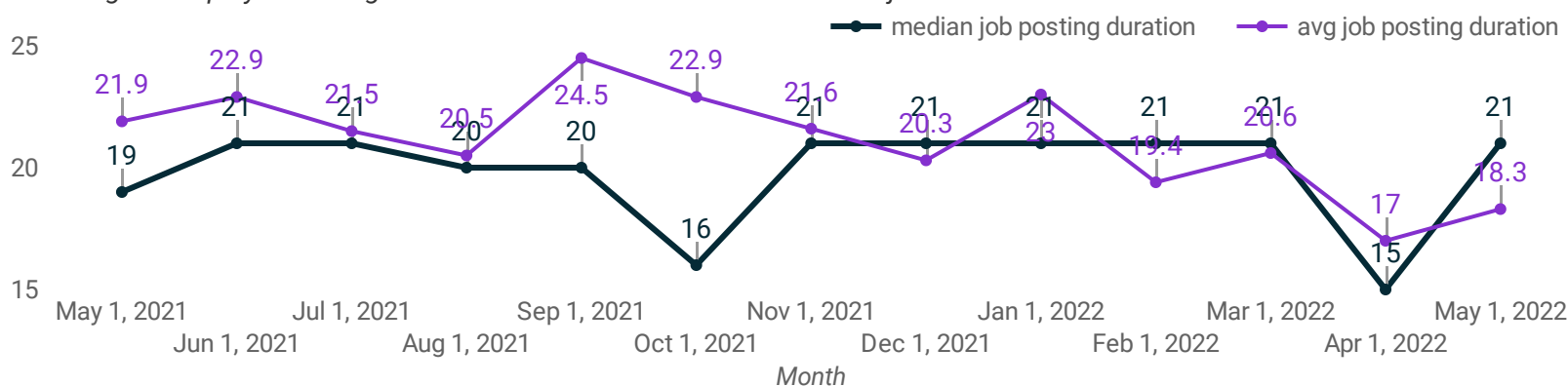
NUMBER OF ACTIVE JOB BOARDS

How many job postings were active for at least 1 day this month on these job boards?



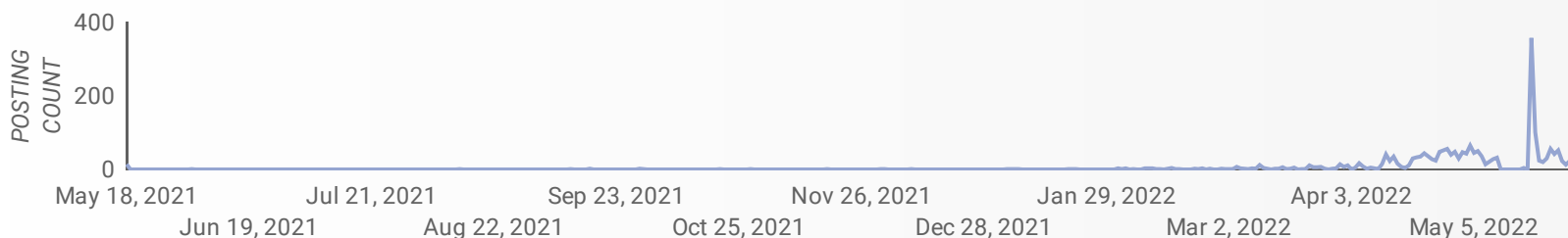
AVG & MEDIAN POSTING LENGTH BY DAYS

How long are employers having to recruit for to find candidates to fill their job vacancies?



POST DATE TIMELINE FOR THIS MONTH'S ACTIVE JOB POSTINGS

How many job postings were active for at least 1 day this month?





JOB POSTINGS BY DISTRICT

Where are job opportunities being offered?

	DISTRICT	POSTING COUNT	AVG POSTING LENGTH IN DAYS	MEDIAN POSTING LENGTH IN DAYS
1.	Kenora District	1,779	17.5	17.5
2.	Rainy River District	285	25.2	21

JOB POSTINGS BY MUNICIPALITY

Where are job opportunities being offered?

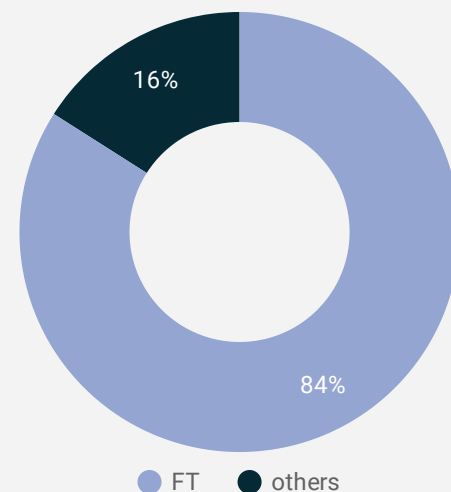
	MUNICIPALITY	POSTING COUNT	AVG POSTING LENGTH IN DAYS	MEDIAN POSTING LENGTH IN DAYS
1.	City of Kenora	701	19.2	21
2.	City of Dryden	511	16.7	21
3.	Town of Sioux Lookout	270	10.9	7
4.	Town of Fort Frances	110	22.1	21
5.	Township of Ear Falls	104	17.1	20
6.	Emo Township	84	37.0	21
7.	Atikokan Township	69	20.9	21
8.	Town of Red Lake	63	26.4	21
9.	Township of Ignace	24	20.8	21
10.	Township of Pickle Lake	18	19.3	7
11.	Township of Sioux Narrows - Nestor Falls	17	20.1	15
12.	Township of Machin	13	18.1	18
13.	Rainy River	12	32.5	32.5
14.	Cooking Lake First Nation	0	0	0

1 - 30 / 30



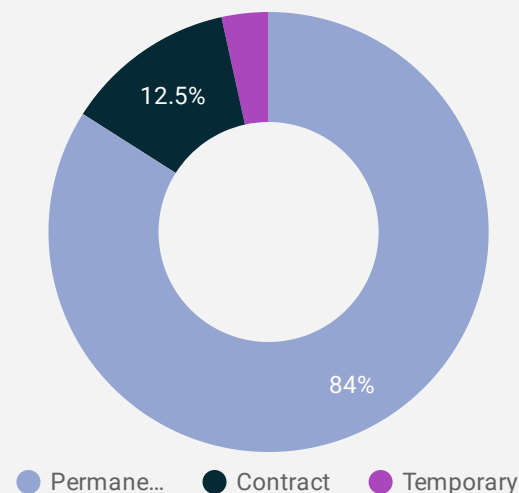
JOB TYPE

Full-time vs Part-time



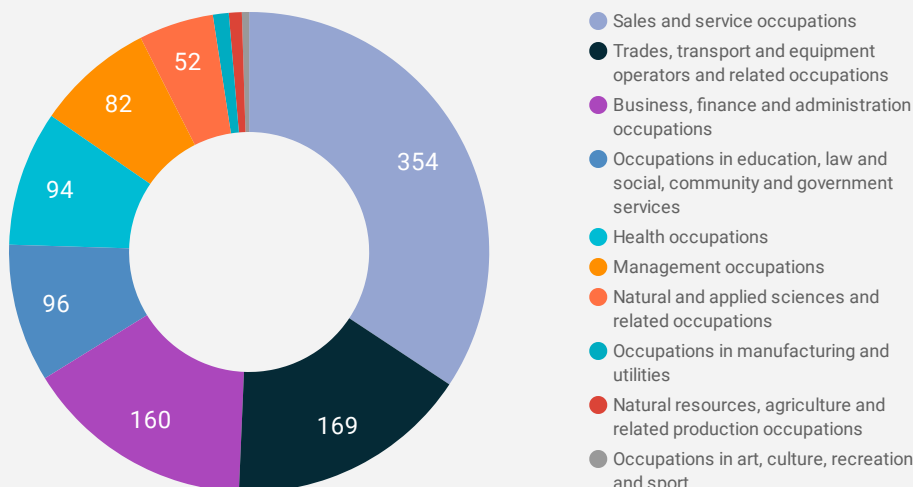
JOB DURATION

Permanency of jobs posted



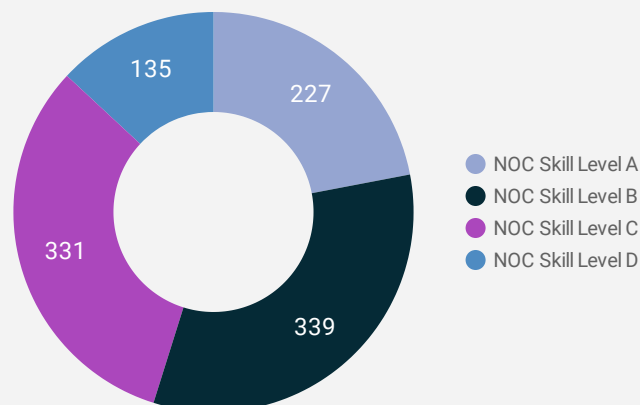
JOB POSTINGS BY SKILL TYPE

What skill type is being recruited?



JOB POSTINGS BY SKILL LEVEL

What education do occupations typically require?



Skill Level A = Usually University education | Skill Level B = Usually College education or Apprenticeship training | Skill Level C = Usually Secondary education or occupation-specific training | Skill Level D = Usually on-the-job training

TOP HIRING COMPANIES & AGENCIES

What companies are hiring?

	COMPANY	COMMUNITY	POSTINGS ▾	AVERAGE POSTING DURATION IN DAYS	MEDIAN POSTING DURATION IN DAYS
1.	Sioux-Hudson Employment	Sioux Lookout	77	2.5	1
2.	New Gold Inc	Emo	77	40.4	28
3.	Lake Of The Woods District Hospital	Kenora	73	22.6	17
4.	Varsity Tutors	Dryden	71	3.8	1
5.	EACOM Timber Corporation	Ear Falls	54	13.8	17
6.	Varsity Tutors	Kenora	54	5.3	2
7.	Domtar	Dryden	29	29.7	21
8.	Walmart Canada	Dryden	28	21.1	21
9.	Canadian Mental Health Association	Kenora	26	20.5	21
10.	Dryden Regional Health Centre	Dryden	24	1.0	1
11.	Interfor Corporation	Ear Falls	23	19.8	21
12.	Sioux Lookout Meno Ya Win Health Centre	Sioux Lookout	23	16.0	15
13.	Anishinaabe Abinoojii Family Services	Kenora	23	15.5	14
14.	Sioux Lookout First Nations Health Authority	Sioux Lookout	21	13.2	13
15.	Walmart Canada Corp.	Dryden	20	20.9	21
16.	La Verendrye General Hospital	Fort Frances	19	57.0	57
17.	McMunn & Yates Building Supplies	Keewatin	17	24.4	21
18.	Domtar Inc.	Dryden	16	21.0	21
19.	Ontario Aboriginal Housing Services	Dryden	15	17.8	15
20.	City of Kenora	Kenora	15	19.2	21
21.	Tikinagan Child & Family Services	Sioux Lookout	13	11.9	14
22.	Interfor	Ear Falls	13	4.3	1
23.	Walmart Canada Corp.	Fort Frances	12	21.0	21
24.	Ontario Public Service / OPS	Kenora	12	21.0	21
25.	Rainy River District School Board	Fort Frances	12	20.0	21
26.	Grand Council Treaty #3	Kenora	11	23.9	31
27.	Kenora Chiefs Advisory	Kenora	11	21.0	21
28.	Keewatin-Patricia District School Board	Kenora	11	16.4	9
29.	Rainycrest Long Term Care Home	Rainy River	10	null	null
30.	Kenora Catholic District School Board	Kenora	10	23.4	5
31.	Canadian National Railway	Sioux Lookout	10	12.7	15



TOP HOURLY WAGES IN JOB POSTINGS

What are employers willing to pay to find the perfect candidate?

of Minimum Wage Jobs

37

	JOB TITLE	COMPANY	LOCATION	WAGE POTENTIAL ▾
1.	Full Time Emergency Department Physician	Dryden Regional Health Centre	City of Dryden	171 <div></div>
2.	Primary Health Care Nurse Practitioner	Weeneebayko Area Health Authority	Attawapiskat First Nation	73.55 <div></div>
3.	Director Of Finance	La Verendrye General Hospital	Town of Fort Frances	65.41 <div></div>
4.	Nurse Practitioner (three (3) Positions)	Lake Of The Woods District Hospital	City of Kenora	61.77 <div></div>
5.	Nurse Practitioner	Lake Of The Woods District Hospital	City of Kenora	61.77 <div></div>
6.	Pharmacist (full-time Permanent)	Lake Of The Woods District Hospital	City of Kenora	54.86 <div></div>
7.	Clinical Psychologist	Mental Health Recruitment	Town of Fort Frances	54 <div></div>
8.	Nursing Supervisor (full-time Interim)	Lake Of The Woods District Hospital	City of Kenora	52.53 <div></div>
9.	Nursing Supervisor (casual)	Lake Of The Woods District Hospital	City of Kenora	52.53 <div></div>
10.	Nursing Supervisor	Lake Of The Woods District Hospital	City of Kenora	52.53 <div></div>
11.	Project Manager	County Of Huron	Township of Machin	52.21 <div></div>
12.	Registered Nurse (r.n.)	Weeneebayko Area Health Authority	Attawapiskat First Nation	49.75 <div></div>
				1 - 100 / 362 < >

TOP SALARIES IN JOB POSTINGS

What are employers willing to pay to find the perfect candidate?

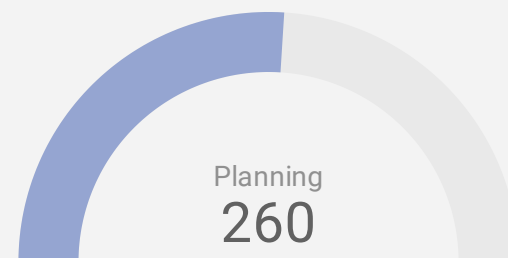
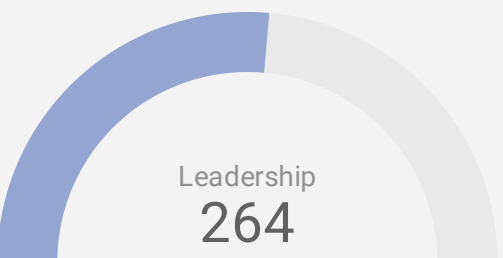
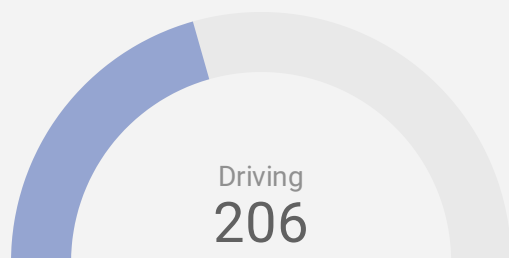
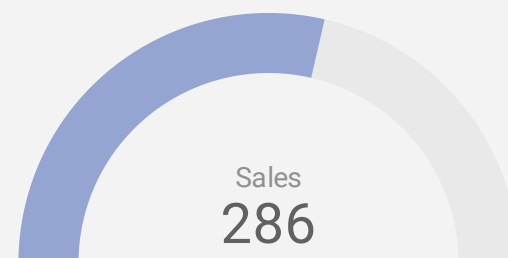
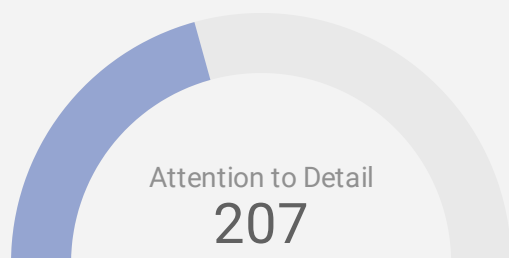

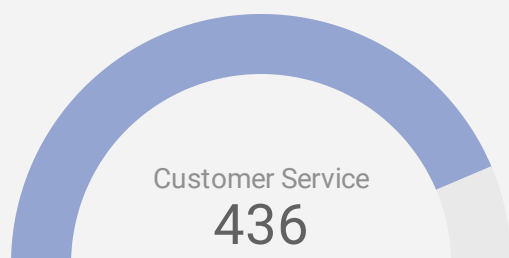
	JOB TITLE	COMPANY	LOCATION	SALARY POTENTIAL ▾
1.	Counsel	Public Prosecution Service of Canada	City of Kenora	158,449 <div></div>
2.	Clinical Manager â€œ Developmental Services	Sioux Lookout First Nations Health Authority	Town of Sioux Lookout	119,559 <div></div>
3.	Clinical Manager	Sioux Lookout First Nations Health Authority	Town of Sioux Lookout	115,628 <div></div>
4.	Counsel	Public Prosecution Service of Canada - National Capital Regional Office - Kenora sub-office	City of Kenora	114,884 <div></div>
5.	Trade And Investment Specialist	Ministry of Northern Development, Mines, Natural Resources and Forestry	City of Kenora	110,338 <div></div>
6.	Nurse - Team Leader	Lake Of The Woods District Hospital	City of Kenora	106,589.23 <div></div>
7.	Unit Manager, Medical/pediatric/maternity (2e/maternity) (full-time Permanent)	Lake Of The Woods District Hospital	City of Kenora	106,589.23 <div></div>
				1 - 100 / 489 < >

TOP IN-DEMAND SKILLS

How many times were these skills found in job postings?

ACTIVE JOB POSTINGS THIS MONTH

2,064



KEY JOB REQUIREMENTS

How often are these requirements desired in job postings?

ACTIVE JOB POSTINGS THIS MONTH

2,064



Driver's License

64



First Aid

122



Regular Access to a Vehicle

89



Criminal Record Check

234



Microsoft Office

138



Food Safety

27



JOB POSTINGS BY 4-DIGIT NOC, SKILL LEVEL, FREQUENCY & DURATION

What jobs are hard-to-fill and/or in-demand?

	4-DIGIT NOC CODE	4-DIGIT NOC LABEL	OCCUPATION'S SKILL LEVEL	POSTING COUNT ▾	AVG POSTING LENGTH IN DAYS	MEDIAN POSTING LENGTH IN DAYS
1.	6421	Retail salespersons	NOC Skill Level C	58	19	21
2.	4212	Social and community service workers	NOC Skill Level B	47	18	21
3.	6731	Light duty cleaners	NOC Skill Level D	36	20	21
4.	6322	Cooks	NOC Skill Level B	35	17	15
5.	621	Retail and wholesale trade managers	NOC Skill Level A	31	14	21
6.	6711	Food counter attendants, kitchen helpers and related support occupations	NOC Skill Level D	30	16	15
7.	1241	Administrative assistants	NOC Skill Level B	28	20	15
8.	6552	Other customer and information services representatives	NOC Skill Level C	28	18	15.5
9.	7452	Material handlers	NOC Skill Level C	23	23	21
10.	6311	Food service supervisors	NOC Skill Level B	22	41	21
11.	7514	Delivery and courier service drivers	NOC Skill Level C	20	21	21
12.	3219	Other medical technologists and technicians (except dental health)	NOC Skill Level B	19	16	21
13.	6231	Insurance agents and brokers	NOC Skill Level B	18	17	21
14.	3012	Registered nurses and registered psychiatric nurses	NOC Skill Level A	17	23	21
15.	6622	Store shelf stockers, clerks and order fillers	NOC Skill Level D	17	20	21
16.	6611	Cashiers	NOC Skill Level D	16	20	21
17.	7511	Transport truck drivers	NOC Skill Level C	16	22	21
18.	4412	Home support workers, housekeepers and related occupations	NOC Skill Level C	16	14	14
19.	7311	Construction millwrights and industrial mechanics	NOC Skill Level B	16	23	21
20.	1511	Mail, postal and related workers	NOC Skill Level C	16	10	2.5
21.	1114	Other financial officers	NOC Skill Level A	14	17	21
22.	1414	Receptionists	NOC Skill Level C	13	16	21
23.	714	Facility operation and maintenance managers	NOC Skill Level A	13	28	21
24.	6222	Retail and wholesale buyers	NOC Skill Level B	13	23	21
25.	1411	General office support workers	NOC Skill Level C	12	28	21
26.	7611	Construction trades helpers and labourers	NOC Skill Level D	11	20	21
27.	7521	Heavy equipment operators (except crane)	NOC Skill Level C	11	32	28.5
28.	6733	Janitors, caretakers and building superintendents	NOC Skill Level D	11	17	10
29.	1222	Executive assistants	NOC Skill Level B	11	19	21
					1 - 50 / 165	< >

JOB POSTINGS BY 3-DIGIT NOC, SKILL LEVEL, FREQUENCY & DURATION

What jobs are hard to fill and/or in-demand?

	3-DIGIT NOC CODE	3-DIGIT NOC LABEL	OCCUPATION'S SKILL LEVEL	POSTING COUNT ▾	AVG POSTING LENGTH IN DAYS	MEDIAN POSTING LENGTH IN DAYS
1.	642	Retail salespersons	NOC Skill Level C	58	19	21
2.	673	Cleaners	NOC Skill Level D	52	18	19.5
3.	421	Paraprofessional occupations in legal, social, community and education services	NOC Skill Level B	51	18	16
4.	751	Motor vehicle and transit drivers	NOC Skill Level C	44	22	21
5.	632	Chefs and cooks	NOC Skill Level B	35	17	15
6.	062	Retail and wholesale trade managers	NOC Skill Level A	31	14	21
7.	124	Office administrative assistants - general, legal and medical	NOC Skill Level B	30	18	15
8.	671	Food counter attendants, kitchen helpers and related support occupations	NOC Skill Level D	30	16	15
9.	321	Medical technologists and technicians (except dental health)	NOC Skill Level B	28	15	18.5
10.	141	General office workers	NOC Skill Level C	28	20	21
11.	655	Customer and information services representatives	NOC Skill Level C	28	18	15.5
12.	745	Longshore workers and material handlers	NOC Skill Level C	26	23	21
13.	631	Service supervisors	NOC Skill Level B	26	49	21
14.	731	Machinery and transportation equipment mechanics (except motor vehicles)	NOC Skill Level B	25	24	21
15.	111	Auditors, accountants and investment professionals	NOC Skill Level A	23	18	21
16.	301	Professional occupations in nursing	NOC Skill Level A	22	23	21
17.	151	Mail and message distribution occupations	NOC Skill Level C	21	12	7
18.	441	Home care providers and educational support occupations	NOC Skill Level C	19	18	15
19.	623	Insurance, real estate and financial sales occupations	NOC Skill Level B	19	17	18
20.	662	Other sales support and related occupations	NOC Skill Level D	18	20	21
21.	661	Cashiers	NOC Skill Level D	16	20	21
22.	122	Administrative and regulatory occupations	NOC Skill Level B	15	16	15
23.	622	Technical sales specialists in wholesale trade and retail and wholesale buyers	NOC Skill Level B	15	23	21
24.	143	Financial, insurance and related administrative support workers	NOC Skill Level C	15	12	15
25.	071	Managers in customer and personal services, n.e.c.	NOC Skill Level A	14	27	21
26.	724	Electrical trades and electrical power line and telecommunications workers	NOC Skill Level B	14	23	21
27.	314	Therapy and assessment professionals	NOC Skill Level A	13	17	10
28.	752	Heavy equipment operators	NOC Skill Level C	12	32	28.5



JOB POSTINGS BY 2-DIGIT NOC, SKILL LEVEL, FREQUENCY & DURATION

What jobs are hard to fill and/or in-demand?

	2-DIGIT NOC CODE	2-DIGIT NOC LABEL	OCCUPATION'S SKILL LEVEL	POSTING COUNT ▾	AVG POSTING LENGTH IN DAYS	MEDIAN POSTING LENGTH IN DAYS
1.	67	Service support and other service occupations, n.e.c.	NOC Skill Level D	83	18	15
2.	63	Service supervisors and specialized service occupations	NOC Skill Level B	70	28	21
3.	65	Service representatives and other customer and personal services occupations	NOC Skill Level C	68	17	15
4.	75	Transport and heavy equipment operation and related maintenance occupations	NOC Skill Level C	63	24	21
5.	64	Sales representatives and salespersons - wholesale and retail trade	NOC Skill Level C	59	20	21
6.	42	Paraprofessional occupations in legal, social, community and education services	NOC Skill Level B	51	18	16
7.	12	Administrative and financial supervisors and administrative occupations	NOC Skill Level B	47	18	15
8.	14	Office support occupations	NOC Skill Level C	47	19	21
9.	62	Retail sales supervisors and specialized sales occupations	NOC Skill Level B	40	21	21
10.	06	Middle management occupations in retail and wholesale trade and customer services	NOC Skill Level A	39	15	21
11.	72	Industrial, electrical and construction trades	NOC Skill Level B	37	22	21
12.	66	Sales support occupations	NOC Skill Level D	34	20	21
13.	31	Professional occupations in health (except nursing)	NOC Skill Level A	33	16	11
14.	21	Professional occupations in natural and applied sciences	NOC Skill Level A	33	23	21
15.	73	Maintenance and equipment operation trades	NOC Skill Level B	32	25	21
16.	15	Distribution, tracking and scheduling co-ordination occupations	NOC Skill Level C	32	11	7
17.	11	Professional occupations in business and finance	NOC Skill Level A	31	19	21
18.	32	Technical occupations in health	NOC Skill Level B	29	15	21
19.	74	Other installers, repairers and servicers and material handlers	NOC Skill Level C	26	23	21
20.	30	Professional occupations in nursing	NOC Skill Level A	22	23	21
21.	44	Care providers and educational, legal and public protection support occupations	NOC Skill Level C	20	18	15
22.	22	Technical occupations related to natural and applied sciences	NOC Skill Level B	19	15	17
23.	01	Senior managers - construction, transportation, production and utilities	NOC Skill Level A	18	22	21
24.	41	Professional occupations in law and social, community and government services	NOC Skill Level A	17	19	21
25.	07	Managers in customer and personal services, n.e.c.	NOC Skill Level A	14	27	21
26.	76	Trades helpers, construction labourers and related occupations	NOC Skill Level D	11	20	21
27.	34	Assisting occupations in support of health services	NOC Skill Level C	10	26	21

MULTILINGUAL JOB POSTINGS BY THE NUMBERS

ACTIVE POSTINGS
80

NEW POSTINGS
44

COMPANIES
33

LANGUAGES
1

OF DAYS POSTED

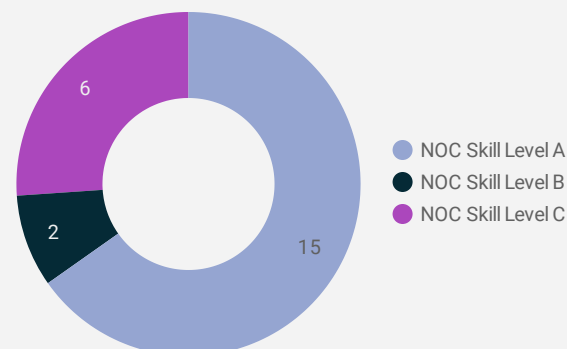
AVERAGE
17.0

MEDIAN
21

MULTILINGUAL JOB POSTINGS BY SKILL LEVEL

What language skills are employers looking for by occupational skill level?

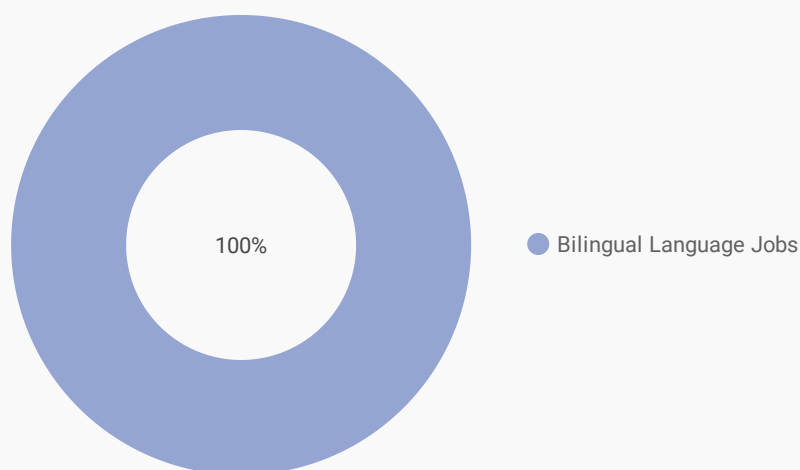
- 15** Skill Level A - Management/ Professional Occupations usually requiring University
- 2** Skill Level B - Usually college education or apprenticeship training
- 6** Skill Level C - Usually secondary education or occupation-specific training
- 0** Skill Level D - Usually on-the-job training



LANGUAGES	NOC Skill Level A	NOC Skill Level B	NOC Skill Level C
Bilingual Language Jobs	...	2	6


LANGUAGE SKILLS BREAKDOWN

Which kinds of language skills do employers seek?



LANGUAGES	POSTING COUNT
1. Bilingual Language Jobs	80

Post Date Timeline of this Month's Active Job Postings





LANGUAGE SKILLS BEING RECRUITED BY SKILL TYPE

What language skills are sought by 1-Digit NOC?

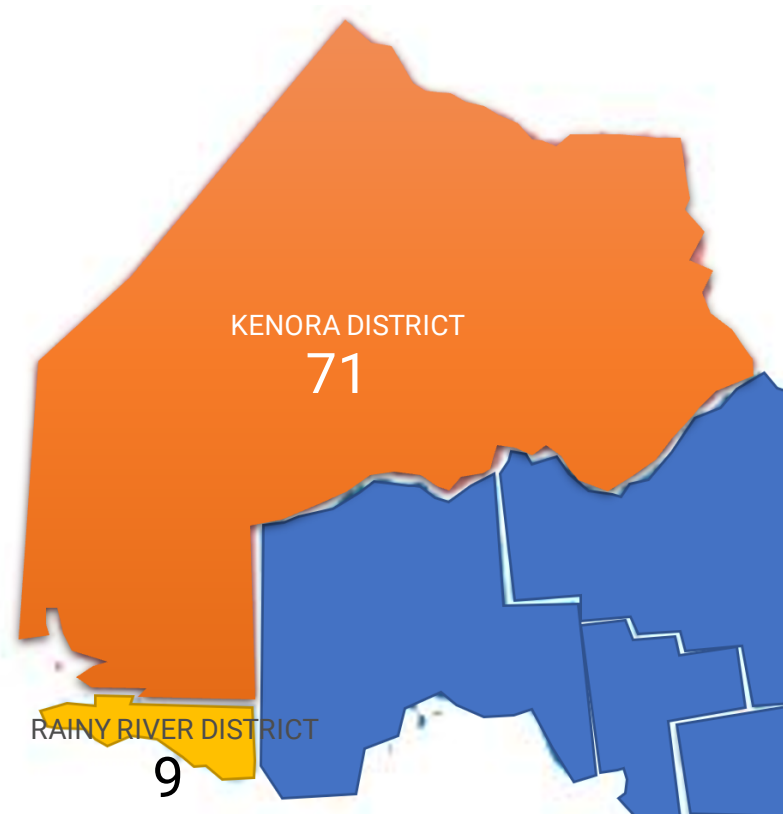
SKILL TYPE NAME	Bilingual Language Jobs	Grand total
Business, finance and administration occu...	5	5
Health occupations	4	4
Management occupations	8	8
Natural and applied sciences and related o...	3	3
Occupations in education, law and social, ...	1	1
Sales and service occupations	1	1
Trades, transport and equipment operator...	1	1
Grand total	23	23

MULTILINGUAL JOB POSTINGS BY MUNICIPALITY

What language skills are sought by 4-Digit NOC?

MUNICIPALITY	LANGUAGES ▾	AVG POSTING LENGTH IN DAYS	MEDIAN POSTING LENGTH IN DAYS
1. City of Kenora	24	14.9	21
2. Township of Ear Falls	23	17.1	21
3. City of Dryden	18	19.1	21
4. Atikokan Township	4	26.0	26
5. Town of Sioux Lookout	3	8.7	4
6. Town of Fort Frances	3	21.0	21
7. Emo Township	2	21.0	21
8. Township of Ignace	1	6.0	6
9. Township of Pickle Lake	1	21.0	21

DISTRICTS	LANGUAGES ▾	AVG POSTING LENGTH IN DAYS	MEDIAN POSTING LENGTH IN DAYS
1. Kenora District	71	17.5	17.5
2. Rainy River District	9	25.2	21





LANGUAGE DEMAND BY JOB

What language skills are sought by 4-Digit NOC?

4 DIGIT NOC NAME	POSTINGS ▾
1. Letter carriers	4
2. Facility operation and maintenance man...	4
3. Human resources managers	3
4. Urban and land use planners	2
5. Registered nurses and registered psychi...	2
6. Audiologists and speech-language pathol...	2
7. Financial managers	1
8. Other customer and information service...	1
9. Correctional service officers	1
10. Conservation and fishery officers	1
11. Other financial officers	1
12. Steamfitters, pipefitters and sprinkler sy...	1
1 - 12 / 12 < >	

MULTILINGUAL HIRING EMPLOYERS

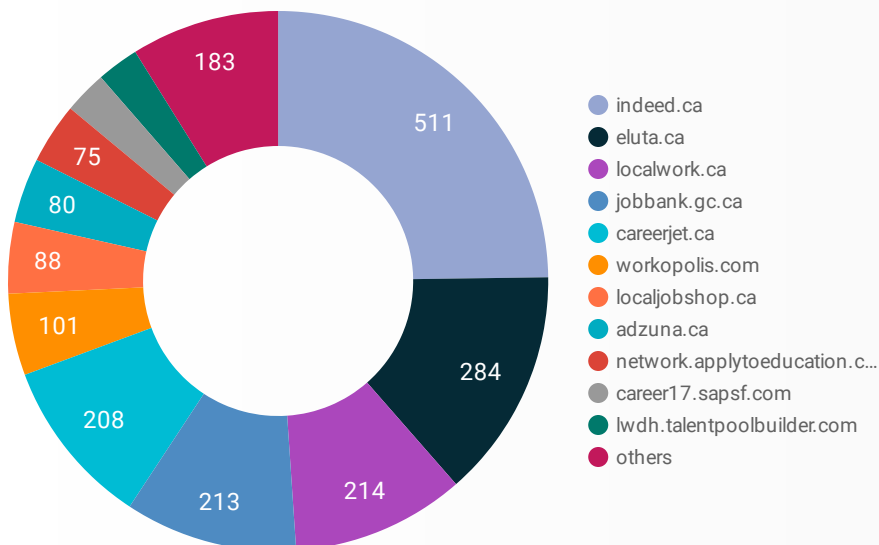
Which employers are seeking multilingual candidates?

COMPANY	POSTINGS ▾
1. EACOM Timber Corporation	12
2. Liquor Control Board of Ontario / LCBO	9
3. Keewatin-Patricia District School Board	8
4. Interfor Corporation	6
5. FIREFLY	4
6. Interfor	3
7. MÃ©tis Nation of Ontario	3
8. Canada Post Corp	3
9. Bell Canada	3
10. Home and Community Care Support Services North...	2
11. Bell	2
12. Desjardins	2
13. Canada Post - Postes Canada	2
14. Rainy River District School Board	2
15. Hands TheFamilyHelpNetwork.ca	1
16. Various Ministries	1
17. Herzog Services of Canada, LTD.	1
18. HLC TALENT	1
19. Kenora Catholic District School Board	1
20. The Ontario Public Services, Ministry of Northern Development	1
21. Municipal Property Assessment Corporation	1
22. Canadian National Railway	1
23. Arise Virtual Solutions - CA	1
24. Canada Post Corporation	1
25. Home and Community Care Support Services North West	1
26. Grainger Canada	1
1 - 33 / 33 < >	



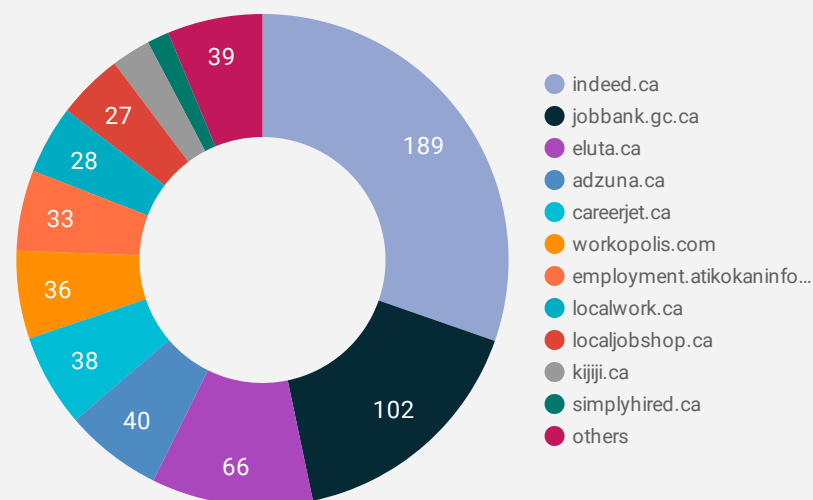
JOB POSTINGS BY JOB BOARD

What share of unique job postings appear on each job board?



COMPANIES BY JOB BOARD

What share of unique job postings appear on each job board?



JOB POSTING DETAILS BY JOB BOARD

How does job posting activity differ by job board?

	JOB BOARD	POSTING COUNT ▾	AVG POSTING LENGTH IN DAYS	MEDIAN POSTING LENGTH IN DAYS	# OF COMPANIES
1.	indeed.ca	511	20	21	189
2.	eluta.ca	284	21	21	66
3.	localwork.ca	214	5	2	28
4.	jobbank.gc.ca	213	37	32	102
5.	careerjet.ca	208	12	3	38
6.	workopolis.com	101	13	15	36
7.	localjobshop.ca	88	33	30	27
8.	adzuna.ca	80	14	15	40
9.	network.applytoeducation.com	75	13	7	7
10.	career17.sapsf.com	53	52	47.5	1
11.	lwdh.talentpoolbuilder.com	52	21	16	1
12.	employment.atikokaninfo.com	43	24	25	33
13.	riversidehealthcare.ca	33	57	57	4
14.	drhc.on.ca	24	1	1	1
15.	kijiji.ca	22	15	15	16
16.	gojobs.gov.on.ca	15	32	30	6
17.	simplyhired.ca	14	15	15	9