



NORTHWEST TRAINING & ADJUSTMENT BOARD

JOB DEMAND REPORT

JUNE 2022

HIGHLIGHTS

JOB POSTINGS BY THE NUMBERS

TOTAL POSTINGS	NEW THIS MONTH	COMPANIES	JOB BOARDS
1,797	1,067	498	24

OF DAYS POSTED

AVERAGE	MEDIAN
22.1	21

REPORT BUILDER

The default filter selection below will show all job demand data for the month. You can use the filters to create a customized report for the purpose of understanding a subset of the data.

OCCUPATION FILTERS

SKILL TYPE NAME / 1-DIGIT NOC	▼
MAJOR GROUP / 2-DIGIT NOC	▼
MINOR GROUP / 3-DIGIT NOC	▼
UNIT GROUP / 4-DIGIT NOC	▼
SKILL LEVEL	▼
JOB TYPE	▼
JOB DURATION	▼
ADDITIONAL LANGUAGE	▼
SPECIFIC JOB TAGS	▼

OTHER FILTERS

MUNICIPALITY	▼
DISTRICT	▼
JOB BOARD	▼

NOC = National Occupation Classification | NAICS = North American Industry Classification System

Page 1 of 13

Source:

Job posting data collected by Northwest Training & Adjustment Board from job boards and employer websites who recruit candidates in Rainy River and Kenora Districts.

Canada

EMPLOYMENT
ONTARIO

EMPLOI
ONTARIO

Ontario

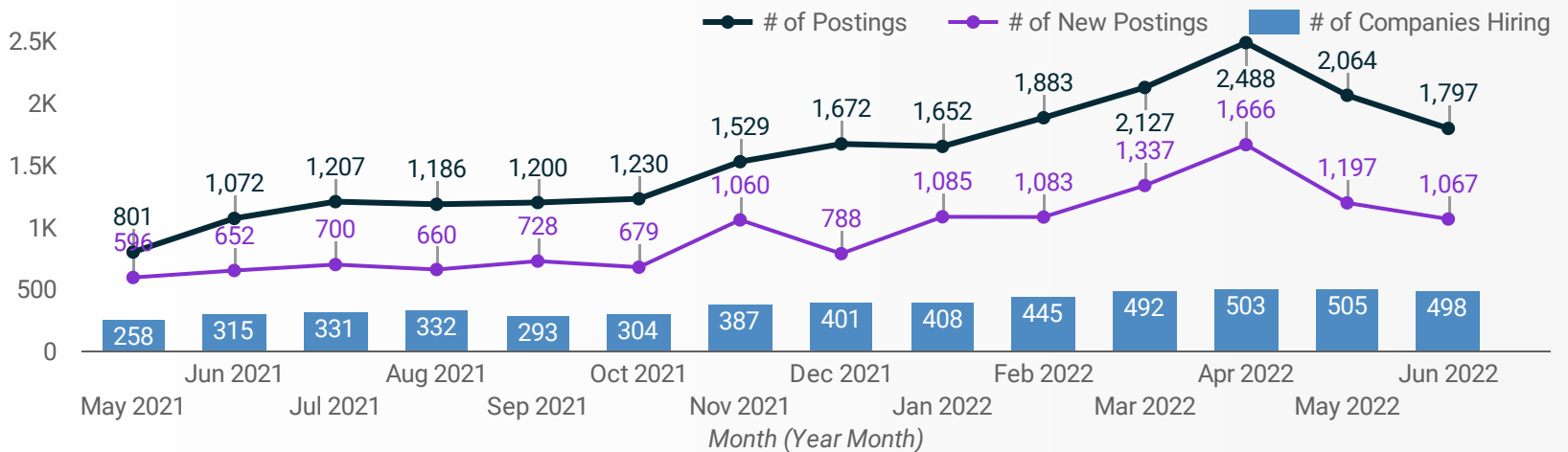
This Employment Ontario service is funded in part by the Government of Canada and the Government of Ontario.

Ce service Emploi Ontario est financé en partie par le gouvernement du Canada et le gouvernement de l'Ontario.



JOB POSTINGS BY MONTH FOR KENORA & RAINY RIVER DISTRICTS

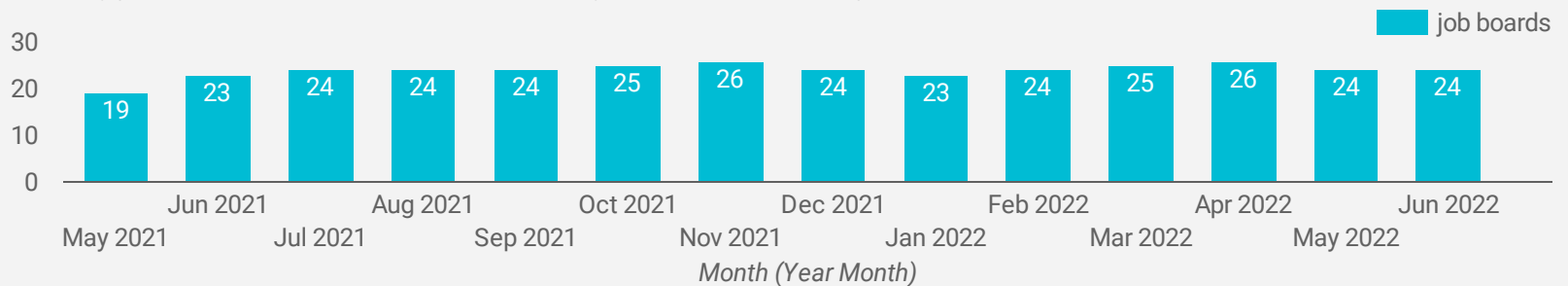
How many job postings were active for at least 1 day this month?



NOTE: This graph cannot be filtered using the controls on the cover page

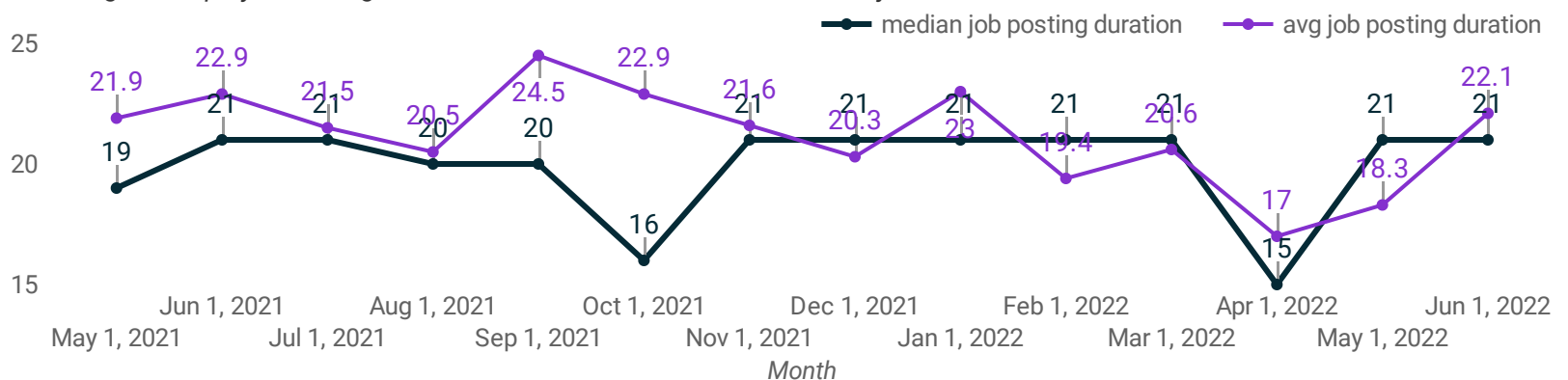
NUMBER OF ACTIVE JOB BOARDS

How many job postings were active for at least 1 day this month on these job boards?



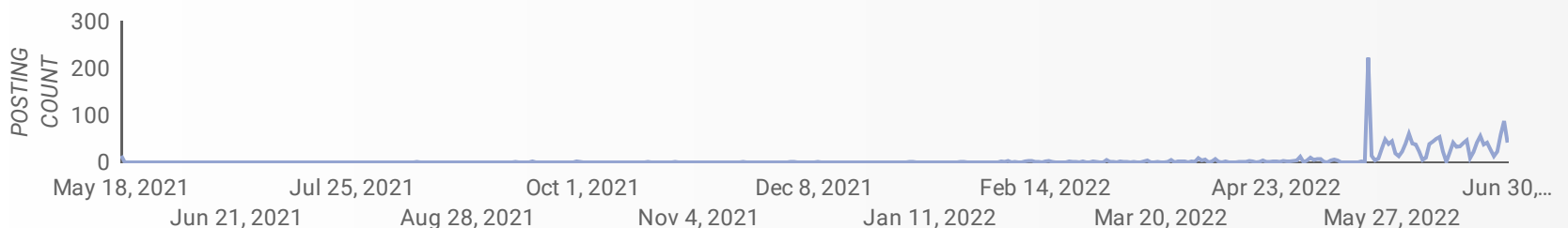
AVG & MEDIAN POSTING LENGTH BY DAYS

How long are employers having to recruit for to find candidates to fill their job vacancies?



POST DATE TIMELINE FOR THIS MONTH'S ACTIVE JOB POSTINGS

How many job postings were active for at least 1 day this month?





JOB POSTINGS BY DISTRICT

Where are job opportunities being offered?

	DISTRICT	POSTING COUNT ▾	AVG POSTING LENGTH IN DAYS	MEDIAN POSTING LENGTH IN DAYS
1.	Kenora District	1,524	21.3	21
2.	Rainy River District	273	27.2	21

JOB POSTINGS BY MUNICIPALITY

Where are job opportunities being offered?

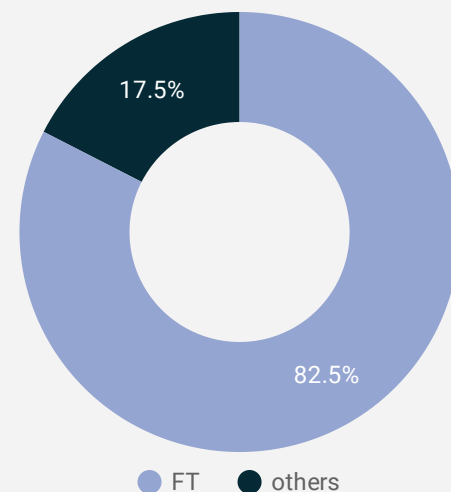
	MUNICIPALITY	POSTING COUNT ▾	AVG POSTING LENGTH IN DAYS	MEDIAN POSTING LENGTH IN DAYS
1.	City of Kenora	686	20.0	21
2.	City of Dryden	345	21.8	21
3.	Town of Sioux Lookout	248	18.4	14
4.	Town of Fort Frances	102	20.8	21
5.	Emo Township	86	34.4	21
6.	Town of Red Lake	83	34.4	21
7.	Atikokan Township	58	16.2	15
8.	Township of Ear Falls	55	22.8	21
9.	Township of Ignace	25	13.3	14
10.	Township of Machin	20	39.2	21
11.	Township of Sioux Narrows - Nestor Falls	13	20.6	20
12.	Pikangikum First Nation	12		
13.	Rainy River	12	22.5	22.5
14.	Township of Dryden Lake	11	50.0	27

1 - 28 / 28



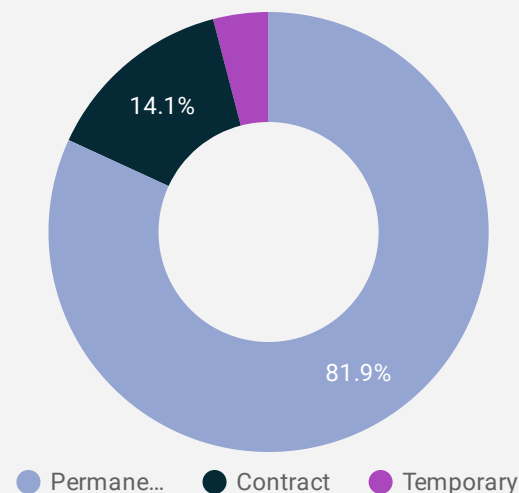
JOB TYPE

Full-time vs Part-time



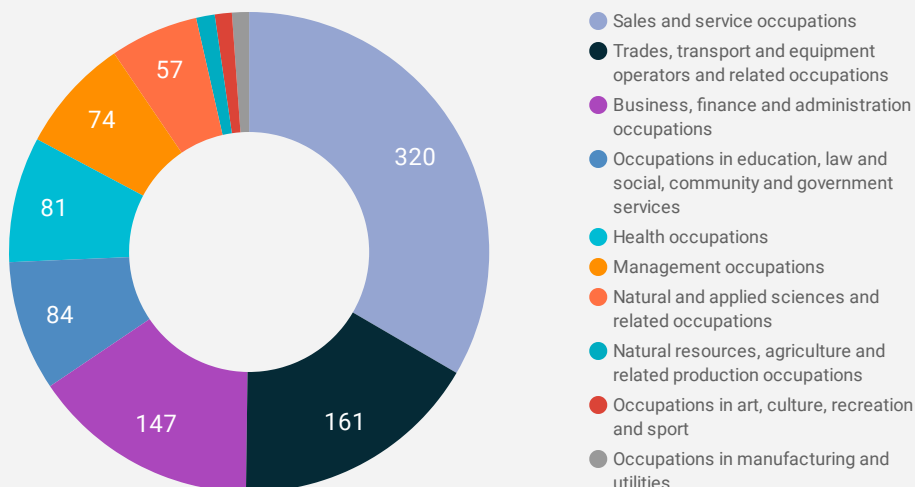
JOB DURATION

Permanency of jobs posted



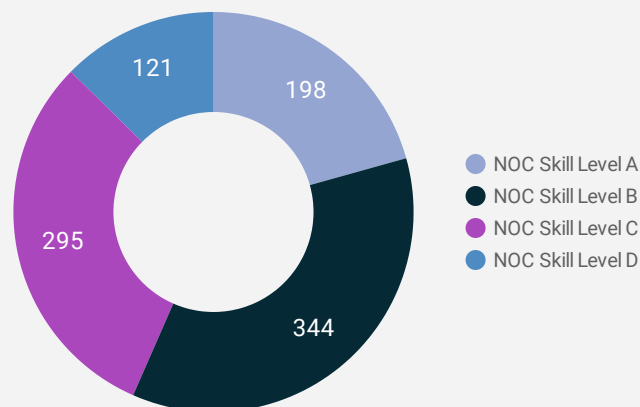
JOB POSTINGS BY SKILL TYPE

What skill type is being recruited?



JOB POSTINGS BY SKILL LEVEL

What education do occupations typically require?



Skill Level A = Usually University education | Skill Level B = Usually College education or Apprenticeship training | Skill Level C = Usually Secondary education or occupation-specific training | Skill Level D = Usually on-the-job training

TOP HIRING COMPANIES & AGENCIES

What companies are hiring?

	COMPANY	COMMUNITY	POSTINGS ▾	AVERAGE POSTING DURATION IN DAYS	MEDIAN POSTING DURATION IN DAYS
1.	Lake Of The Woods District Hospital	Kenora	89	23.3	17
2.	Sioux-Hudson Employment	Sioux Lookout	67	3.9	3
3.	New Gold Inc	Emo	65	38.0	21
4.	Canadian Mental Health Association	Kenora	26	18.8	21
5.	Anishinaabe Abinoojii Family Services	Kenora	22	18.1	18
6.	EACOM Timber Corporation	Ear Falls	22	19.9	15
7.	La Verendrye General Hospital	Fort Frances	22	null	null
8.	Interfor	Ear Falls	19	29.7	34
9.	Domtar	Dryden	19	32.8	35
10.	Sioux Lookout First Nations Health Authority	Sioux Lookout	18	14.2	15
11.	Keewatin-Patricia District School Board	Kenora	18	25.6	10
12.	City of Kenora	Kenora	17	17.8	19
13.	McMunn & Yates Building Supplies	Keewatin	15	23.6	21
14.	Ontario Public Service / OPS	Kenora	15	20.8	21
15.	Pure Gold Mining Inc.	Red Lake	14	21.0	21
16.	Grand Council Treaty #3	Kenora	14	21.0	21
17.	New Gold	Emo	14	8.0	8
18.	Tikinagan Child & Family Services	Sioux Lookout	13	15.0	15
19.	Sioux Lookout Meno Ya Win Health Centre	Sioux Lookout	13	14.8	15
20.	PureGold	Red Lake	12	null	null
21.	Pikangikum Education Authority	Pikangikum	11	null	null
22.	Rainycrest Long Term Care Home	Rainy River	11	29.0	29
23.	Colas	Dryden	10	21.0	21
24.	Kenora Chiefs Advisory	Kenora	10	20.5	21
25.	Domtar Inc.	Dryden	9	20.3	21
26.	Boart Longyear	Dryden	9	20.2	21
27.	Walmart Canada	Dryden	9	16.3	15
28.	Sobeys	Kenora	9	15.0	15
29.	Pioneer Construction	Kenora	9	20.1	21
30.	Kenora Catholic District School Board	Kenora	9	5.6	5
31.	Rainy River District School Board	Fort Frances	9	19.9	21



TOP HOURLY WAGES IN JOB POSTINGS

What are employers willing to pay to find the perfect candidate?

of Minimum Wage Jobs

23

	JOB TITLE	COMPANY	LOCATION	WAGE POTENTIAL ▾
1.	Primary Health Care Nurse Practitioner	Weeneebayko Area Health Authority	Attawapiskat First Nation	73.55 <div></div>
2.	Nurse Practitioner	Red Lake Margaret Cochenour Memorial Hospital	Town of Red Lake	64.77 <div></div>
3.	Nurse Practitioner	Lake Of The Woods District Hospital	City of Kenora	61.77 <div></div>
4.	Nurse Practitioner (three (3) Positions)	Lake Of The Woods District Hospital	City of Kenora	61.77 <div></div>
5.	Nursing Supervisor (casual)	Lake Of The Woods District Hospital	City of Kenora	52.53 <div></div>
6.	Nursing Supervisor (full-time Interim)	Lake Of The Woods District Hospital	City of Kenora	52.53 <div></div>
7.	Nursing Supervisor	Lake Of The Woods District Hospital	City of Kenora	52.53 <div></div>
8.	Project Manager	County Of Huron	Township of Machin	52.21 <div></div>
9.	Registered Nurse (r.n.)	Weeneebayko Area Health Authority	Attawapiskat First Nation	49.75 <div></div>
10.	Emergency Registered Nurse (six (6) Positions)	Lake Of The Woods District Hospital	City of Kenora	49.02 <div></div>
11.	Psychiatric Registered Nurse (part-time Permanent, 0.40 Fte)	Lake Of The Woods District Hospital	City of Kenora	49.02 <div></div>
				1 - 100 / 338 < >

TOP SALARIES IN JOB POSTINGS

What are employers willing to pay to find the perfect candidate?

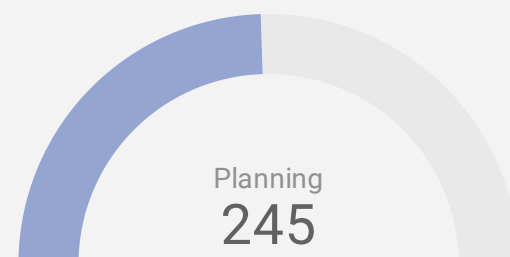
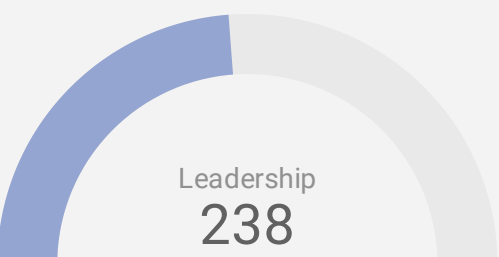
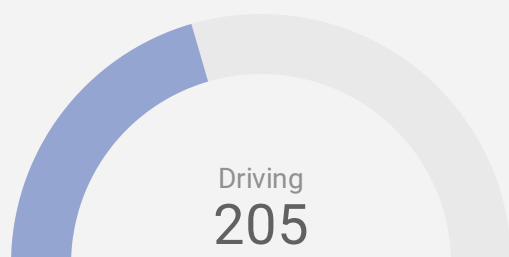
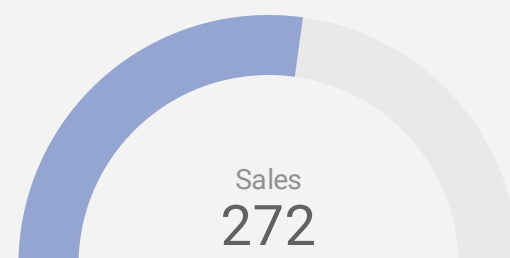
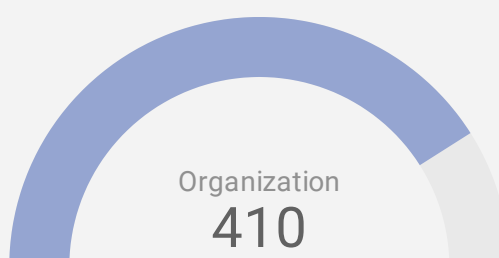
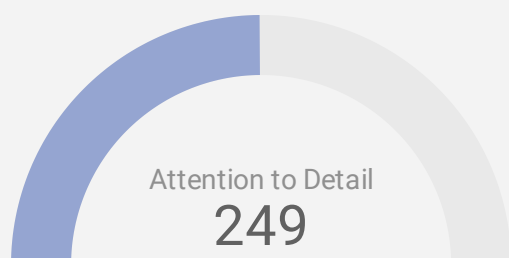
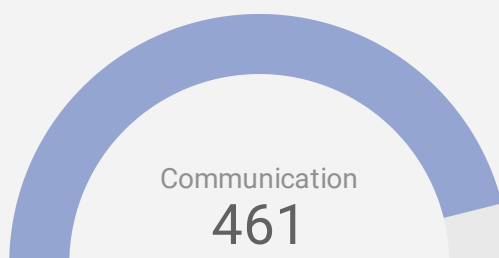
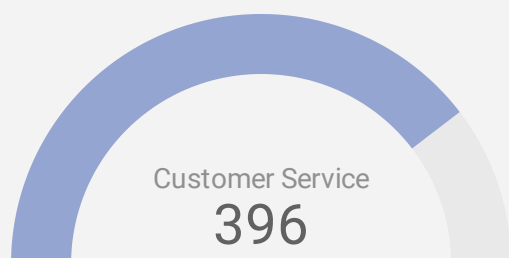
	JOB TITLE	COMPANY	LOCATION	SALARY POTENTIAL ▾
1.	Clinical Manager "Developmental Services"	Sioux Lookout First Nations Health Authority	Town of Sioux Lookout	119,559 <div></div>
2.	Nurse Practitioner	Atikokan Family Health Team	Atikokan Township	118,755 <div></div>
3.	Clinical Manager	Sioux Lookout First Nations Health Authority	Town of Sioux Lookout	115,628 <div></div>
4.	Data Scientist	Ministry of Labour, Training and Skills Development	City of Kenora	110,338 <div></div>
5.	Trade And Investment Specialist	Ministry of Northern Development, Mines, Natural Resources and Forestry	City of Kenora	110,338 <div></div>
6.	Project Engineer	Ministry of Northern Development, Mines, Natural Resources and Forestry	City of Kenora	108,898 <div></div>
7.	Maternity Unit Manager (full-time Permanent)	Lake Of The Woods District Hospital	City of Kenora	107,655.12 <div></div>
8.	Emergency Patient Care Manager (full-time Permanent)	Lake Of The Woods District Hospital	City of Kenora	107,655.12 <div></div>
				1 - 100 / 457 < >

TOP IN-DEMAND SKILLS

How many times were these skills found in job postings?

ACTIVE JOB POSTINGS THIS MONTH

1,797



KEY JOB REQUIREMENTS

How often are these requirements desired in job postings?

ACTIVE JOB POSTINGS THIS MONTH

1,797



Driver's License

58



First Aid

122



Regular Access to a Vehicle

99



Criminal Record Check

222



Microsoft Office

137



Food Safety

15



JOB POSTINGS BY 4-DIGIT NOC, SKILL LEVEL, FREQUENCY & DURATION

What jobs are hard-to-fill and/or in-demand?

	4-DIGIT NOC CODE	4-DIGIT NOC LABEL	OCCUPATION'S SKILL LEVEL	POSTING COUNT ▾	AVG POSTING LENGTH IN DAYS	MEDIAN POSTING LENGTH IN DAYS
1.	4212	Social and community service workers	NOC Skill Level B	49	19	21
2.	6421	Retail salespersons	NOC Skill Level C	43	25	21
3.	6731	Light duty cleaners	NOC Skill Level D	34	38	17.5
4.	6552	Other customer and information services representatives	NOC Skill Level C	31	15	15
5.	1241	Administrative assistants	NOC Skill Level B	30	14	15
6.	6222	Retail and wholesale buyers	NOC Skill Level B	25	19	21
7.	621	Retail and wholesale trade managers	NOC Skill Level A	25	23	21
8.	6322	Cooks	NOC Skill Level B	24	28	21
9.	6311	Food service supervisors	NOC Skill Level B	21	93	102.5
10.	6711	Food counter attendants, kitchen helpers and related support occupations	NOC Skill Level D	20	25	17.5
11.	6622	Store shelf stockers, clerks and order fillers	NOC Skill Level D	20	20	21
12.	7511	Transport truck drivers	NOC Skill Level C	19	32	21
13.	7514	Delivery and courier service drivers	NOC Skill Level C	19	21	21
14.	7452	Material handlers	NOC Skill Level C	18	20	21
15.	3012	Registered nurses and registered psychiatric nurses	NOC Skill Level A	17	21	21
16.	1414	Receptionists	NOC Skill Level C	17	15	15
17.	3219	Other medical technologists and technicians (except dental health)	NOC Skill Level B	16	19	20.5
18.	714	Facility operation and maintenance managers	NOC Skill Level A	16	23	21
19.	7311	Construction millwrights and industrial mechanics	NOC Skill Level B	14	24	21
20.	1411	General office support workers	NOC Skill Level C	14	22	16
21.	4412	Home support workers, housekeepers and related occupations	NOC Skill Level C	13	19	19
22.	6611	Cashiers	NOC Skill Level D	12	18	20
23.	6541	Security guards and related security service occupations	NOC Skill Level C	11	18	21
24.	6513	Food and beverage servers	NOC Skill Level C	11	30	21
25.	1434	Banking, insurance and other financial clerks	NOC Skill Level C	11	13	18
26.	7312	Heavy-duty equipment mechanics	NOC Skill Level B	11	53	21
27.	6733	Janitors, caretakers and building superintendents	NOC Skill Level D	10	26	10.5
28.	3124	Allied primary health practitioners	NOC Skill Level A	10	22	21
29.	6332	Bakers	NOC Skill Level B	10	50	15
					1 - 50 / 171	< >



JOB POSTINGS BY 3-DIGIT NOC, SKILL LEVEL, FREQUENCY & DURATION

What jobs are hard to fill and/or in-demand?

	3-DIGIT NOC CODE	3-DIGIT NOC LABEL	OCCUPATION'S SKILL LEVEL	POSTING COUNT ▾	AVG POSTING LENGTH IN DAYS	MEDIAN POSTING LENGTH IN DAYS
1.	421	Paraprofessional occupations in legal, social, community and education services	NOC Skill Level B	54	18	18.5
2.	673	Cleaners	NOC Skill Level D	51	31	14
3.	751	Motor vehicle and transit drivers	NOC Skill Level C	46	25	21
4.	642	Retail salespersons	NOC Skill Level C	43	25	21
5.	141	General office workers	NOC Skill Level C	35	19	16
6.	655	Customer and information services representatives	NOC Skill Level C	31	15	15
7.	124	Office administrative assistants - general, legal and medical	NOC Skill Level B	31	13	14.5
8.	632	Chefs and cooks	NOC Skill Level B	28	25	18.5
9.	622	Technical sales specialists in wholesale trade and retail and wholesale buyers	NOC Skill Level B	26	19	21
10.	731	Machinery and transportation equipment mechanics (except motor vehicles)	NOC Skill Level B	25	32	21
11.	631	Service supervisors	NOC Skill Level B	25	87	83
12.	062	Retail and wholesale trade managers	NOC Skill Level A	25	23	21
13.	301	Professional occupations in nursing	NOC Skill Level A	23	22	25
14.	745	Longshore workers and material handlers	NOC Skill Level C	22	20	21
15.	321	Medical technologists and technicians (except dental health)	NOC Skill Level B	21	19	20
16.	662	Other sales support and related occupations	NOC Skill Level D	21	27	21
17.	671	Food counter attendants, kitchen helpers and related support occupations	NOC Skill Level D	20	25	17.5
18.	111	Auditors, accountants and investment professionals	NOC Skill Level A	18	32	21
19.	441	Home care providers and educational support occupations	NOC Skill Level C	17	18	16
20.	071	Managers in customer and personal services, n.e.c.	NOC Skill Level A	16	23	21
21.	143	Financial, insurance and related administrative support workers	NOC Skill Level C	16	14	21
22.	122	Administrative and regulatory occupations	NOC Skill Level B	15	15	16
23.	151	Mail and message distribution occupations	NOC Skill Level C	14	19	21
24.	314	Therapy and assessment professionals	NOC Skill Level A	14	16	16
25.	651	Occupations in food and beverage service	NOC Skill Level C	13	27	18
26.	661	Cashiers	NOC Skill Level D	12	18	20
27.	623	Insurance, real estate and financial sales occupations	NOC Skill Level B	12	20	21
28.	752	Heavy equipment operators	NOC Skill Level C	11	35	21
29.	654	Security guards and related security service occupations	NOC Skill Level C	11	18	21



JOB POSTINGS BY 2-DIGIT NOC, SKILL LEVEL, FREQUENCY & DURATION

What jobs are hard to fill and/or in-demand?

	2-DIGIT NOC CODE	2-DIGIT NOC LABEL	OCCUPATION'S SKILL LEVEL	POSTING COUNT ▾	AVG POSTING LENGTH IN DAYS	MEDIAN POSTING LENGTH IN DAYS
1.	67	Service support and other service occupations, n.e.c.	NOC Skill Level D	72	29	15
2.	63	Service supervisors and specialized service occupations	NOC Skill Level B	65	48	21
3.	75	Transport and heavy equipment operation and related maintenance occupations	NOC Skill Level C	62	26	21
4.	65	Service representatives and other customer and personal services occupations	NOC Skill Level C	61	23	19
5.	14	Office support occupations	NOC Skill Level C	55	17	18.5
6.	42	Paraprofessional occupations in legal, social, community and education services	NOC Skill Level B	54	18	18.5
7.	12	Administrative and financial supervisors and administrative occupations	NOC Skill Level B	49	14	15
8.	62	Retail sales supervisors and specialized sales occupations	NOC Skill Level B	46	22	21
9.	64	Sales representatives and salespersons - wholesale and retail trade	NOC Skill Level C	43	25	21
10.	73	Maintenance and equipment operation trades	NOC Skill Level B	37	29	21
11.	66	Sales support occupations	NOC Skill Level D	33	24	21
12.	06	Middle management occupations in retail and wholesale trade and customer services	NOC Skill Level A	33	36	21
13.	72	Industrial, electrical and construction trades	NOC Skill Level B	32	19	21
14.	21	Professional occupations in natural and applied sciences	NOC Skill Level A	31	28	21
15.	31	Professional occupations in health (except nursing)	NOC Skill Level A	31	19	21
16.	22	Technical occupations related to natural and applied sciences	NOC Skill Level B	26	20	21
17.	74	Other installers, repairers and servicers and material handlers	NOC Skill Level C	23	20	21
18.	30	Professional occupations in nursing	NOC Skill Level A	23	22	25
19.	32	Technical occupations in health	NOC Skill Level B	22	19	20.5
20.	11	Professional occupations in business and finance	NOC Skill Level A	21	31	21
21.	44	Care providers and educational, legal and public protection support occupations	NOC Skill Level C	20	19	19
22.	15	Distribution, tracking and scheduling co-ordination occupations	NOC Skill Level C	20	18	21
23.	01	Senior managers - construction, transportation, production and utilities	NOC Skill Level A	18	16	18.5
24.	07	Managers in customer and personal services, n.e.c.	NOC Skill Level A	16	23	21
25.	41	Professional occupations in law and social, community and government services	NOC Skill Level A	9	21	21
26.	51	Professional occupations in art and culture	NOC Skill Level A	8	15	15
27.	76	Trades helpers, construction labourers and related occupations	NOC Skill Level D	7	26	25.5

MULTILINGUAL JOB POSTINGS BY THE NUMBERS

ACTIVE POSTINGS
86

NEW POSTINGS
61

COMPANIES
46

LANGUAGES
3

OF DAYS POSTED

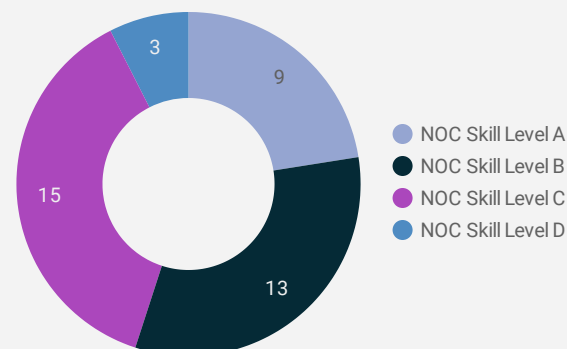
AVERAGE
20.1

MEDIAN
20

MULTILINGUAL JOB POSTINGS BY SKILL LEVEL

What language skills are employers looking for by occupational skill level?

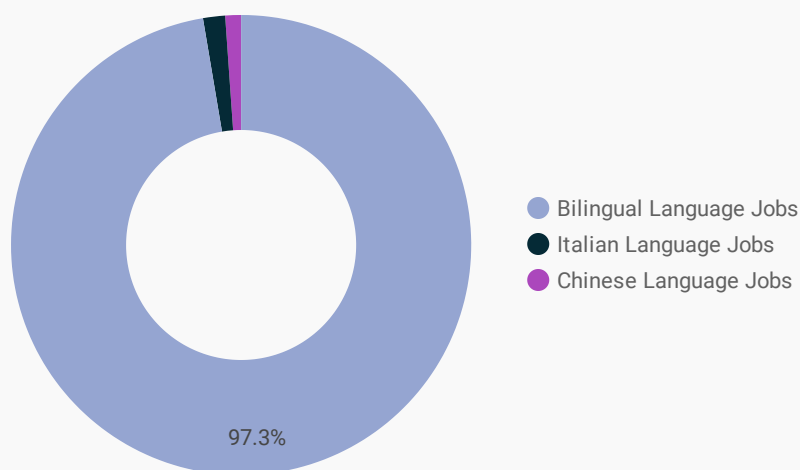
- 9** Skill Level A - Management/ Professional Occupations usually requiring University
- 13** Skill Level B - Usually college education or apprenticeship training
- 15** Skill Level C - Usually secondary education or occupation-specific training
- 3** Skill Level D - Usually on-the-job training



LANGUAGES	NOC Skill Level A	NOC Skill Level B	NOC Skill Level C	NOC Skill Level D
Bilingual Language Jobs	9	3
Italian Language Jobs		1		

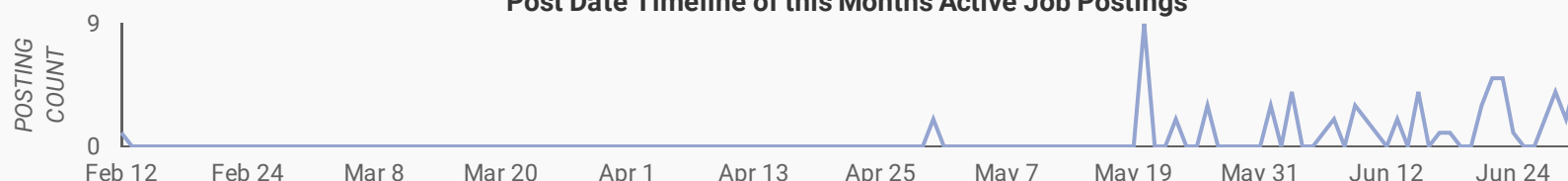
LANGUAGE SKILLS BREAKDOWN

Which kinds of language skills do employers seek?



	LANGUAGES	POSTING COUNT
1.	Bilingual Language Jobs	84
2.	Italian Language Jobs	1
3.	Chinese Language Jobs	1

Post Date Timeline of this Month's Active Job Postings



LANGUAGE SKILLS BEING RECRUITED BY SKILL TYPE

What language skills are sought by 1-Digit NOC?

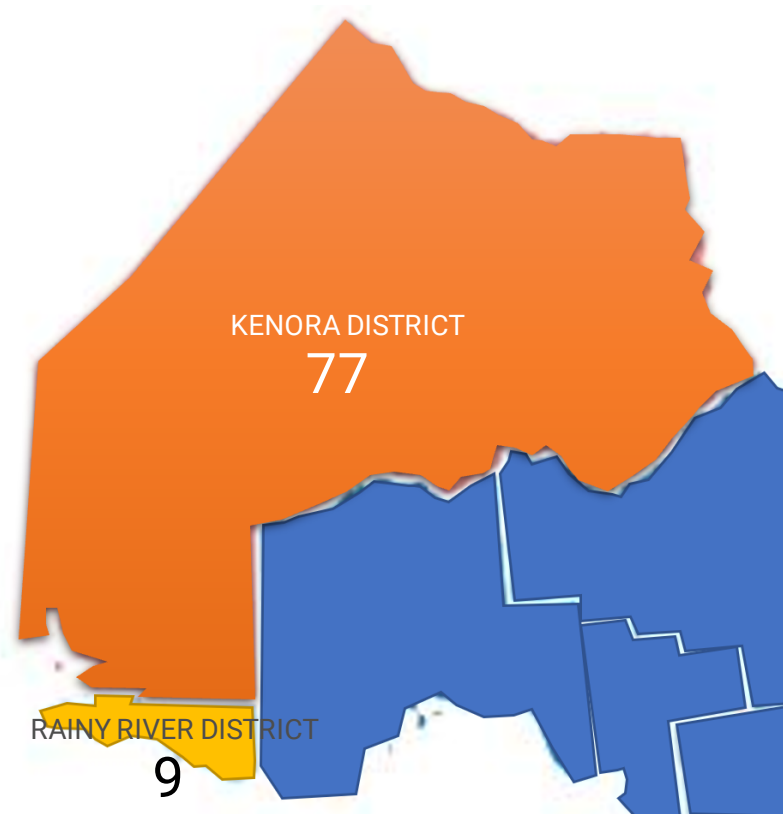
SKILL TYPE NAME	Bilingual Language Jobs	Italian Language Jobs	Grand total
Business, finance and administration occu...	9		9
Health occupations	5		5
Management occupations	3		3
Natural and applied sciences and related o...	3		3
Occupations in education, law and social, ...	6		6
Sales and service occupations	12	1	13
Trades, transport and equipment operator...	1		1
Grand total	39	1	40

MULTILINGUAL JOB POSTINGS BY MUNICIPALITY

What language skills are sought by 4-Digit NOC?

MUNICIPALITY	LANGUAGES ▾	AVG POSTING LENGTH IN DAYS	MEDIAN POSTING LENGTH IN DAYS
1. City of Kenora	45	21.4	20
2. City of Dryden	11	16.6	21
3. Township of Ear Falls	10	28.9	34
4. Town of Sioux Lookout	7	16.3	15
5. Atikokan Township	5	13.0	13
6. Town of Fort Frances	3	16.0	16
7. Town of Red Lake	2	13.5	13.5
8. Township of Machin	1	21.0	21
9. Township of Ignace	1	9.0	9
1... Emo Township	1	20.0	20

DISTRICTS	LANGUAGES ▾	AVG POSTING LENGTH IN DAYS	MEDIAN POSTING LENGTH IN DAYS
1. Kenora District	77	21.3	21
2. Rainy River District	9	27.2	21





LANGUAGE DEMAND BY JOB

What language skills are sought by 4-Digit NOC?

4 DIGIT NOC NAME	POSTINGS
1. Letter carriers	5
2. Retail salespersons	4
3. Other customer and information service...	3
4. Early childhood educators and assistants	3
5. Occupational therapists	2
6. Registered nurses and registered psychi...	2
7. Administrative assistants	2
8. Conservation and fishery officers	2
9. Facility operation and maintenance man...	2
10. Correctional service officers	1
11. Chefs	1
12. Employment insurance, immigration, bor...	1
13. Educational counsellors	1
14. Dry cleaning, laundry and related occupat...	1
15. Audiologists and speech-language pathol...	1
16. Store shelf stockers, clerks and order fill...	1
17. Cashiers	1
18. Painters and decorators (except interior ...	1
19. Elementary and secondary school teache...	1
20. Cooks	1
21. Security guards and related security serv...	1
22. Administrative officers	1
23. Electrical and electronics engineering te...	1
24. Human resources managers	1

MULTILINGUAL HIRING EMPLOYERS

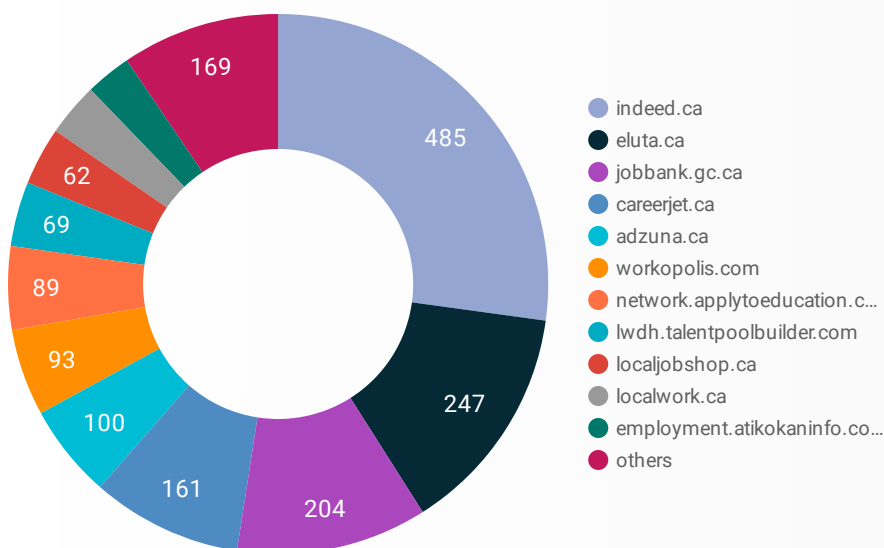
Which employers are seeking multilingual candidates?

COMPANY	POSTINGS
1. Keewatin-Patricia District School Board	7
2. Canada Post Corp	6
3. McMunn & Yates Building Supplies	5
4. Bell Canada	5
5. FIREFLY	5
6. Interfor	3
7. Māori Nation of Ontario	3
8. Kenora Catholic District School Board	3
9. EACOM Timber Corporation	3
10. HLC TALENT	2
11. Ministry Of Children, Community And Social Services	2
12. BELL MOBILITY/BELL MOBILITÄ%	2
13. Canada Revenue Agency	2
14. LCBO	2
15. Ontario Public Service / OPS	2
16. Canada Post - Postes Canada	2
17. Various Ministries	2
18. Canada Post Corporation	2
19. Bell	1
20. Contact North	1
21. Ontario Public Service	1
22. Chipman Laundry	1
23. The Installation Group	1
24. Hands TheFamilyHelpNetwork.ca	1
25. Home and Community Care Support Services North West	1
26. Lutheran Community Care	1
27. Vipkid	1



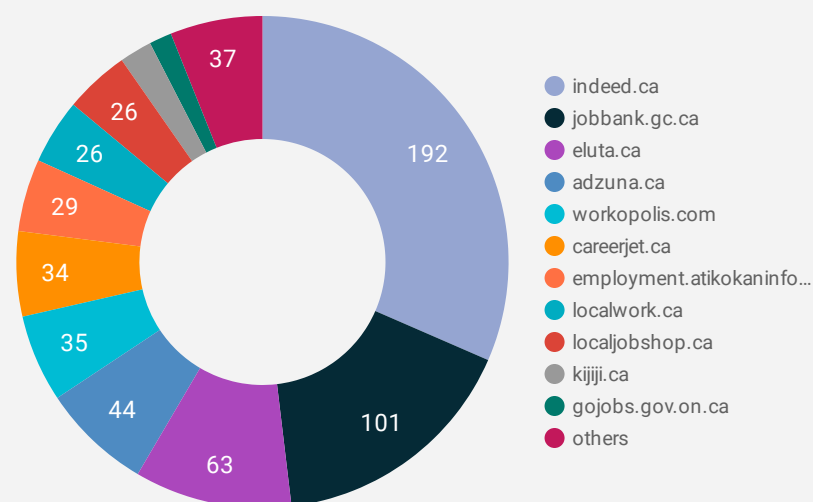
JOB POSTINGS BY JOB BOARD

What share of unique job postings appear on each job board?



COMPANIES BY JOB BOARD

What share of unique job postings appear on each job board?



JOB POSTING DETAILS BY JOB BOARD

How does job posting activity differ by job board?

	JOB BOARD	POSTING COUNT ▾	AVG POSTING LENGTH IN DAYS	MEDIAN POSTING LENGTH IN DAYS	# OF COMPANIES
1.	indeed.ca	485	20	21	192
2.	eluta.ca	247	20	21	63
3.	jobbank.gc.ca	204	48	32	101
4.	careerjet.ca	161	16	6	34
5.	adzuna.ca	100	15	15	44
6.	workopolis.com	93	15	15	35
7.	network.applytoeducation.com	89	15	7	7
8.	lwdh.talentpoolbuilder.com	69	22	17	1
9.	localjobshop.ca	62	24	30	26
10.	localwork.ca	57	5	3	26
11.	employment.atikokaninfo.com	49	15	8	29
12.	career17.sapsf.com	46	47	21.5	1
13.	riversidehealthcare.ca	38	29	29	4
14.	gojobs.gov.on.ca	21	18	16	9
15.	kijiji.ca	16	15	15	13
16.	aboriginaljobboard.ca	11			7
17.	drhc.on.ca	8	35	35	1