



NORTHWEST TRAINING & ADJUSTMENT BOARD

JOB DEMAND REPORT

MARCH 2023

HIGHLIGHTS

JOB POSTINGS BY THE NUMBERS

TOTAL POSTINGS	NEW THIS MONTH	COMPANIES	JOB BOARDS
1,840	962	463	26

OF DAYS POSTED

AVERAGE	MEDIAN
25.8	20

REPORT BUILDER

The default filter selection below will show all job demand data for the month. You can use the filters to create a customized report for the purpose of understanding a subset of the data.

OCCUPATION FILTERS

SKILL TYPE NAME / 1-DIGIT NOC	▼
MAJOR GROUP / 2-DIGIT NOC	▼
MINOR GROUP / 3-DIGIT NOC	▼
UNIT GROUP / 4-DIGIT NOC	▼
SKILL LEVEL	▼
JOB TYPE	▼
JOB DURATION	▼
ADDITIONAL LANGUAGE	▼
SPECIFIC JOB TAGS	▼

INDUSTRY/SECTOR FILTERS

HIRING SECTOR BY 2-DIGIT NAICS CODE	▼
HIRING SECTOR BY 3-DIGIT NAICS CODE	▼
HIRING SECTOR BY 4-DIGIT NAICS CODE	▼
HIRING SECTOR BY 5-DIGIT NAICS CODE	▼
HIRING SECTOR BY 6-DIGIT NAICS CODE	▼

OTHER FILTERS

MUNICIPALITY	▼
DISTRICT	▼
JOB BOARD	▼

NOC = National Occupation Classification | NAICS = North American Industry Classification System

Page 1 of 13

Source:

Job posting data collected by Northwest Training & Adjustment Board from job boards and employer websites who recruit candidates in Rainy River and Kenora Districts.

Canada

EMPLOYMENT
ONTARIO

EMPLOI
ONTARIO

Ontario

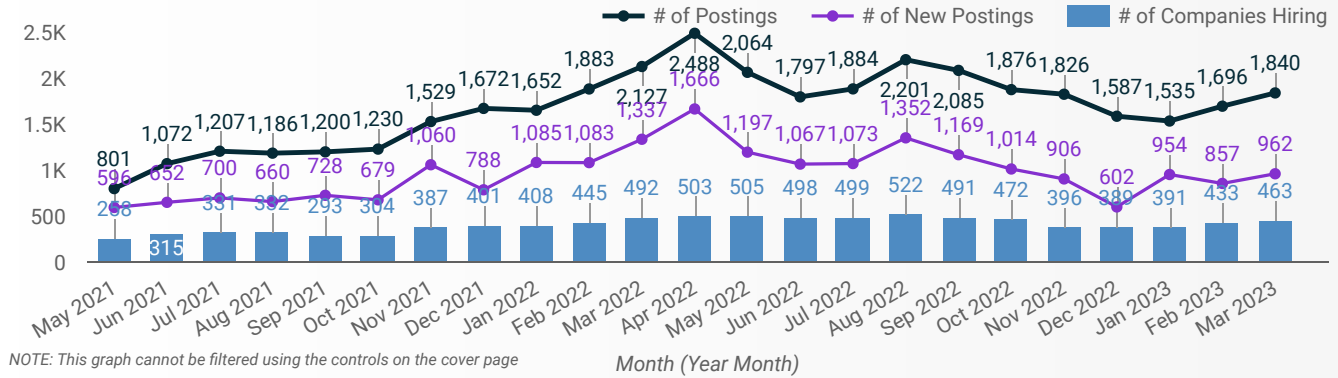
This Employment Ontario service is funded in part by the Government of Canada and the Government of Ontario.

Ce service Emploi Ontario est financé en partie par le gouvernement du Canada et le gouvernement de l'Ontario.



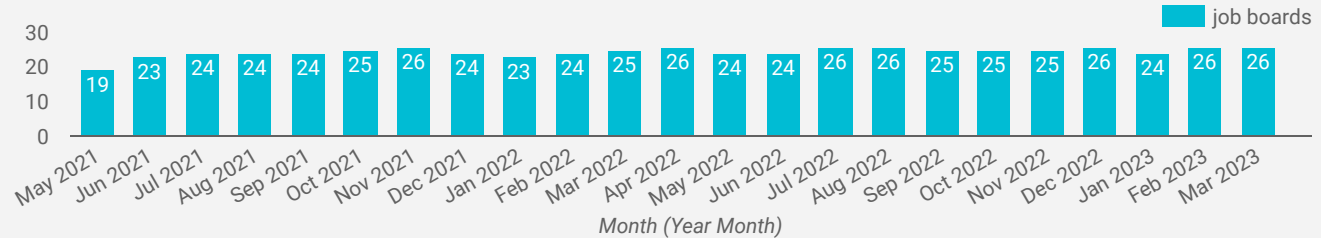
JOB POSTINGS BY MONTH FOR KENORA & RAINY RIVER DISTRICTS

How many job postings were active for at least 1 day this month?



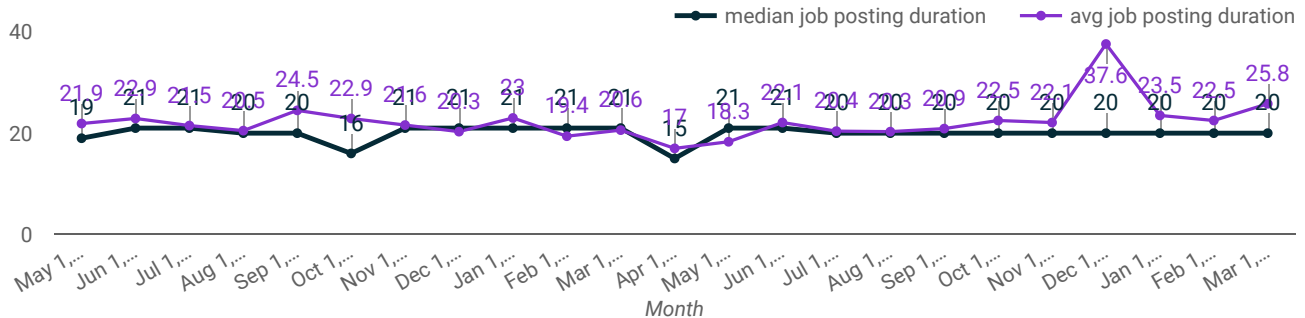
NUMBER OF ACTIVE JOB BOARDS

How many job postings were active for at least 1 day this month on these job boards?



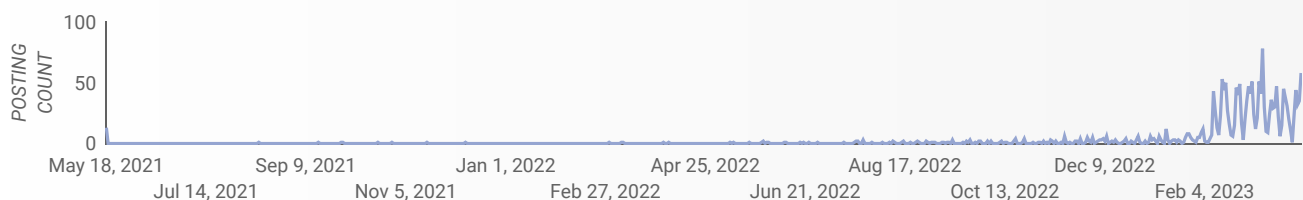
AVG & MEDIAN POSTING LENGTH BY DAYS

How long are employers having to recruit for to find candidates to fill their job vacancies?



POST DATE TIMELINE FOR THIS MONTH'S ACTIVE JOB POSTINGS

How many job postings were active for at least 1 day this month?





JOB POSTINGS BY DISTRICT

Where are job opportunities being offered?

	DISTRICT	POSTING COUNT	AVG POSTING LENGTH IN DAYS	MEDIAN POSTING LENGTH IN DAYS
1.	Kenora District	1,536	24.4	20
2.	Rainy River District	302	34.3	20

JOB POSTINGS BY MUNICIPALITY

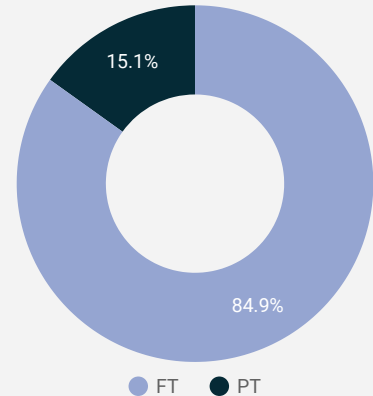
Where are job opportunities being offered?

	MUNICIPALITY	POSTING COUNT	AVG POSTING LENGTH IN DAYS	MEDIAN POSTING LENGTH IN DAYS
1.	City of Kenora	743	21.3	20
2.	City of Dryden	326	24.6	20
3.	Town of Sioux Lookout	255	26.2	20
4.	Town of Fort Frances	114	35.5	20
5.	Emo Township	94	28.2	25
6.	Town of Red Lake	74	21.5	20
7.	Atikokan Township	65	35.3	20
8.	Township of Ear Falls	36	32.6	20
9.	Township of Sioux Narrows - Nestor Falls	29	49.5	24
10.	Rainy River	21	96.7	29
11.	Township of Machin	18	54.5	55
12.	Township of Pickle Lake	13	21.4	20
13.	Township of Ignace	11	23.0	20
14.	Sheshaing First Nation	9	40.0	40

1 - 27 / 27

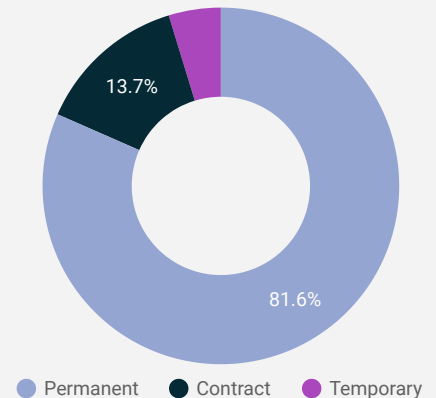
JOB TYPE

Full-time vs Part-time



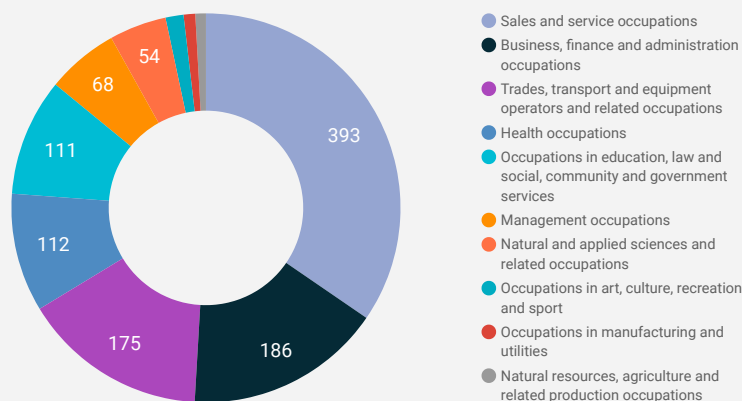
JOB DURATION

Permanency of jobs posted



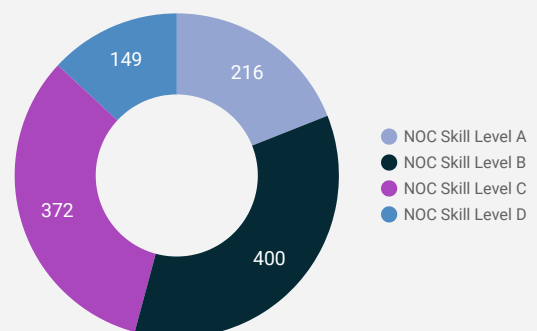
JOB POSTINGS BY JOB CATEGORY

What broad occupational category is being recruited?



JOB POSTINGS BY SKILL LEVEL

What education do occupations typically require?



Skill Level A = Usually University education | Skill Level B = Usually College education or Apprenticeship training | Skill Level C = Usually Secondary education or occupation-specific training | Skill Level D = Usually on-the-job training



TOP HIRING COMPANIES & AGENCIES

What companies are hiring?

	COMPANY	COMMUNITY	POSTINGS ▾	AVERAGE POSTING DURATION IN DAYS	MEDIAN POSTING DURATION IN DAYS
1.	New Gold Inc	Emo	88	28.4	25
2.	Lake Of The Woods District Hospital	Kenora	87	26.3	16
3.	Sioux Lookout Meno Ya Win Health Centre	Sioux Lookout	62	23.6	20
4.	La Verendrye General Hospital	Fort Frances	30	114.2	100
5.	Canadian Mental Health Association	Kenora	28	20.0	20
6.	Anishinaabe Abinoojii Family Services	Kenora	25	15.1	15
7.	Sioux Lookout First Nations Health Authority	Sioux Lookout	24	20.0	20
8.	Tikinagan Child & Family Services	Sioux Lookout	22	13.4	20
9.	Interfor Corporation	Ear Falls	21	19.5	17
10.	Walmart Canada	Dryden	20	17.4	20
11.	City of Kenora	Kenora	19	18.0	20
12.	Grand Council Treaty #3	Kenora	18	36.6	30
13.	Keewatin-Patricia District School Board	Dryden	16	20.7	11
14.	Rainycrest Long Term Care Home	Rainy River	15	138.7	26
15.	Kenora Chiefs Advisory	Kenora	14	14.8	16
16.	Keewatin-Patricia District School Board	Kenora	13	8.8	6
17.	Canadian Tire	Kenora	13	19.5	20
18.	Kenora, City of	Kenora	12	20.0	20
19.	WNHAC	Kenora	12	14.2	12
20.	Red Lake Margaret Cochenour Memorial Hospital	Red Lake	12	20.0	20
21.	Domtar	Dryden	12	20.0	20
22.	The Ontario Public Services, Ministry of Northern Development	Kenora	12	19.6	20
23.	Independent First Nations Alliance	Sioux Lookout	11	20.0	20
24.	Canadian Tire Corporation Limited	Kenora	11	20.0	20
25.	McMunn & Yates Building Supplies Lumber	Keewatin	11	20.0	20
26.	Domtar Inc.	Dryden	11	20.0	20
27.	Canada Post - Postes Canada	Dryden	11	16.8	17
28.	Rainy River District School Board	Fort Frances	10	20.0	20
29.	Atikokan General Hospital	Atikokan	10	34.3	33
30.	Gardewine	Dryden	9	20.0	20
31.	Aspen Group Inc	Kenora	8	20.0	20



TOP HOURLY WAGES IN JOB POSTINGS

What are employers willing to pay to find the perfect candidate?

of Minimum Wage Jobs

42

	JOB TITLE	COMPANY	LOCATION	HOURLY WAGE ▾
1.	On Call Retainer	Kitapinoonjiiminaanik Family Services	City of Kenora	90 <div></div>
2.	Nurse Practitioner / Emergency Department Supervisor	La Verendrye General Hospital	Town of Fort Frances	70 <div></div>
3.	Nurse Practitioner	Rainy River Health Centre (RRHC)	Town of Fort Frances	64 <div></div>
4.	Nurse Practitioner (full-time Permanent)	Lake Of The Woods District Hospital	City of Kenora	61 <div></div>
5.	Nurse Practitioner	Rainycrest Long Term Care Home	Rainy River	58 <div></div>
6.	Nurse Practitioner	Emo Health Centre	Emo Township	58 <div></div>
7.	Nursing Supervisor (part-time Permanent, 0.50 Fte)	Lake Of The Woods District Hospital	City of Kenora	52 <div></div>
8.	Patient Care Manager	Sioux Lookout Meno Ya Win Health Centre	Town of Sioux Lookout	52 <div></div>
9.	Nursing Manager Of Acute, Emergency And Ecu Departments	Atikokan General Hospital	Atikokan Township	51 <div></div>
10.	Acute Care Registered Nurse (part-time Permanent, 0.40 Fte)	Lake Of The Woods District Hospital	City of Kenora	49 <div></div>
11.	Registered Nurse, Summer Contracts	Red Lake Margaret Cochenour Memorial Hospital	Town of Red Lake	49 <div></div>

1 - 100 / 383 < >

TOP SALARIES IN JOB POSTINGS

What are employers willing to pay to find the perfect candidate?

	JOB TITLE	COMPANY	LOCATION	ANNUAL SALARY ▾
1.	Staff Pharmacist	Attawapiskat Pharmacy inc.	Attawapiskat First Nation	\$200,000.00-220,000.00/year <div></div>
2.	Real Estate Sales Representative	Royal LePage Real Estate	City of Kenora	150,000 <div></div>
3.	Duty Counsel - Criminal	Legal Aid Ontario	City of Kenora	142,422 <div></div>
4.	CI-215t Captain Alberta	Air Spray (1967) Ltd.	City of Dryden	140,000 <div></div>
5.	Plant Manager, Concrete Factory	The Better Together Group	City of Kenora	120,000 <div></div>
6.	Manager of Facility Services	Keewatin-Patricia District School Board	City of Kenora	118,419 <div></div>
7.	Senior Economic Advisor	Ministry of Northern Development	City of Kenora	117,142 <div></div>
8.	Regional Resources Information And Analysis Supervisor	Ministry of Natural Resources and Forestry	Atikokan Township	117,015 <div></div>
9.	Principal	Kiizhik Education Corporation	City of Kenora	115,000 <div></div>
10.	General Manager Of Public Works	City of Kenora	City of Kenora	108,085 <div></div>
11.	107,000 <div></div>

1 - 100 / 529 < >

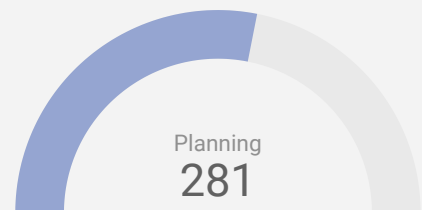
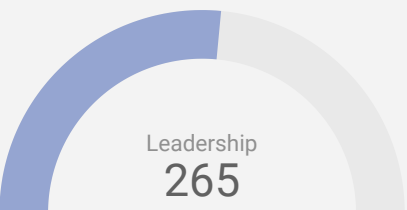
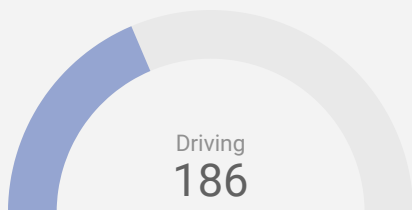
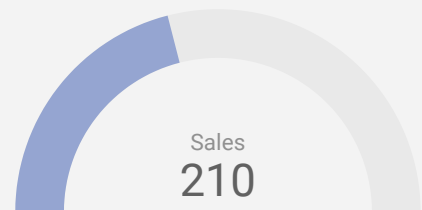
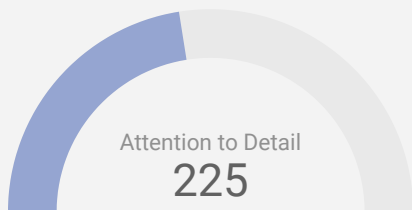
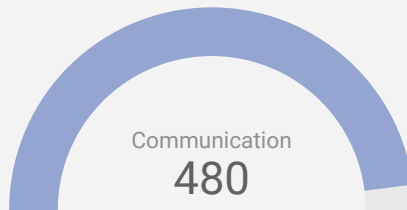
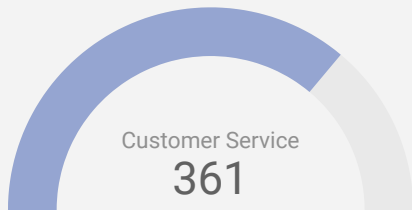


TOP IN-DEMAND SKILLS

How many times were these skills found in job postings?

ACTIVE JOB POSTINGS THIS MONTH

1,840



KEY JOB REQUIREMENTS

How often are these requirements desired in job postings?

ACTIVE JOB POSTINGS THIS MONTH

1,840



Driver's License
37



First Aid
101



Regular Access to a Vehicle
124



Criminal Record Check
193



Microsoft Office
115



Food Safety
28



JOB POSTINGS BY 4-DIGIT NOC, SKILL LEVEL, FREQUENCY & DURATION

What jobs are hard-to-fill and/or in-demand?

	4-DIGIT NOC CODE	4-DIGIT NOC LABEL	OCCUPATION'S SKILL LEVEL	POSTING COUNT	AVG POSTING LENGTH IN DAYS	MEDIAN POSTING LENGTH IN DAYS
1.	6421	Retail salespersons	NOC Skill Level C	58	23	20
2.	4212	Social and community service workers	NOC Skill Level B	52	30	20
3.	6322	Cooks	NOC Skill Level B	40	33	20
4.	3012	Registered nurses and registered psychiatric nurses	NOC Skill Level A	37	16	16
5.	1241	Administrative assistants	NOC Skill Level B	35	26	17.5
6.	6731	Light duty cleaners	NOC Skill Level D	35	46	20
7.	6552	Other customer and information services representatives	NOC Skill Level C	33	21	20
8.	6711	Food counter attendants, kitchen helpers and related support occupations	NOC Skill Level D	32	30	20
9.	0621	Retail and wholesale trade managers	NOC Skill Level A	24	27	20
10.	1414	Receptionists	NOC Skill Level C	24	24	20
11.	6611	Cashiers	NOC Skill Level D	22	20	20
12.	7514	Delivery and courier service drivers	NOC Skill Level C	22	20	20
13.	1511	Mail, postal and related workers	NOC Skill Level C	21	17	14
14.	6222	Retail and wholesale buyers	NOC Skill Level B	21	24	20
15.	1411	General office support workers	NOC Skill Level C	21	42	20
16.	6311	Food service supervisors	NOC Skill Level B	21	138	146
17.	6622	Store shelf stockers, clerks and order fillers	NOC Skill Level D	21	26	20
18.	6733	Janitors, caretakers and building superintendents	NOC Skill Level D	18	22	20
19.	6541	Security guards and related security service occupations	NOC Skill Level C	17	19	20
20.	1431	Accounting and related clerks	NOC Skill Level C	16	17	20
21.	7521	Heavy equipment operators (except crane)	NOC Skill Level C	15	19	20
22.	6513	Food and beverage servers	NOC Skill Level C	15	43	20
23.	7452	Material handlers	NOC Skill Level C	14	19	20
24.	4412	Home support workers, housekeepers and related occupations	NOC Skill Level C	13	23	20
25.	7311	Construction millwrights and industrial mechanics	NOC Skill Level B	12	26	20
26.	7321	Automotive service technicians, truck and bus mechanics and mechanical repairers	NOC Skill Level B	12	19	20
27.	5254	Program leaders and instructors in recreation, sport and fitness	NOC Skill Level B	11	23	20
28.	7242	Industrial electricians	NOC Skill Level B	11	29	29.5
29.	7511	Transport truck drivers	NOC Skill Level C	10	17	20
					1 - 50 / 194	< >



JOB POSTINGS BY 3-DIGIT NOC, SKILL LEVEL, FREQUENCY & DURATION

What jobs are hard to fill and/or in-demand?

	3-DIGIT NOC CODE	3-DIGIT NOC LABEL	OCCUPATION'S SKILL LEVEL	POSTING COUNT	AVG POSTING LENGTH IN DAYS	MEDIAN POSTING LENGTH IN DAYS
1.	421	Paraprofessional occupations in legal, social, community and education services	NOC Skill Level B	64	32	20
2.	642	Retail salespersons	NOC Skill Level C	58	23	20
3.	673	Cleaners	NOC Skill Level D	56	38	20
4.	632	Chefs and cooks	NOC Skill Level B	49	38	20
5.	141	General office workers	NOC Skill Level C	48	29	20
6.	301	Professional occupations in nursing	NOC Skill Level A	39	16	16
7.	655	Customer and information services representatives	NOC Skill Level C	37	20	20
8.	751	Motor vehicle and transit drivers	NOC Skill Level C	35	24	20
9.	124	Office administrative assistants - general, legal and medical	NOC Skill Level B	35	26	17.5
10.	671	Food counter attendants, kitchen helpers and related support occupations	NOC Skill Level D	32	30	20
11.	151	Mail and message distribution occupations	NOC Skill Level C	31	18	20
12.	631	Service supervisors	NOC Skill Level B	30	106	74.5
13.	143	Financial, insurance and related administrative support workers	NOC Skill Level C	29	15	19
14.	062	Retail and wholesale trade managers	NOC Skill Level A	24	27	20
15.	745	Longshore workers and material handlers	NOC Skill Level C	23	22	20
16.	661	Cashiers	NOC Skill Level D	22	20	20
17.	662	Other sales support and related occupations	NOC Skill Level D	22	26	20
18.	321	Medical technologists and technicians (except dental health)	NOC Skill Level B	22	46	20
19.	622	Technical sales specialists in wholesale trade and retail and wholesale buyers	NOC Skill Level B	21	24	20
20.	651	Occupations in food and beverage service	NOC Skill Level C	20	43	20
21.	752	Heavy equipment operators	NOC Skill Level C	20	19	20
22.	731	Machinery and transportation equipment mechanics (except motor vehicles)	NOC Skill Level B	20	34	20
23.	654	Security guards and related security service occupations	NOC Skill Level C	17	19	20
24.	122	Administrative and regulatory occupations	NOC Skill Level B	16	20	20
25.	441	Home care providers and educational support occupations	NOC Skill Level C	16	22	20
26.	724	Electrical trades and electrical power line and telecommunications workers	NOC Skill Level B	15	27	29
27.	732	Automotive service technicians	NOC Skill Level B	13	19	20
28.	525	Athletes, coaches, referees and related occupations	NOC Skill Level B	11	23	20
					1 - 50 / 105	< >



JOB POSTINGS BY 2-DIGIT NOC, SKILL LEVEL, FREQUENCY & DURATION

What jobs are hard to fill and/or in-demand?

	2-DIGIT NOC CODE	2-DIGIT NOC LABEL	OCCUPATION'S SKILL LEVEL	POSTING COUNT	AVG POSTING LENGTH IN DAYS	MEDIAN POSTING LENGTH IN DAYS
1.	67	Service support and other service occupations, n.e.c.	NOC Skill Level D	89	36	20
2.	63	Service supervisors and specialized service occupations	NOC Skill Level B	84	53	20
3.	65	Service representatives and other customer and personal services occupations	NOC Skill Level C	81	26	20
4.	14	Office support occupations	NOC Skill Level C	79	24	20
5.	42	Paraprofessional occupations in legal, social, community and education services	NOC Skill Level B	64	32	20
6.	75	Transport and heavy equipment operation and related maintenance occupations	NOC Skill Level C	59	25	20
7.	64	Sales representatives and salespersons - wholesale and retail trade	NOC Skill Level C	58	23	20
8.	12	Administrative and financial supervisors and administrative occupations	NOC Skill Level B	53	24	20
9.	73	Maintenance and equipment operation trades	NOC Skill Level B	47	25	20
10.	66	Sales support occupations	NOC Skill Level D	44	23	20
11.	30	Professional occupations in nursing	NOC Skill Level A	39	16	16
12.	62	Retail sales supervisors and specialized sales occupations	NOC Skill Level B	37	38	20
13.	72	Industrial, electrical and construction trades	NOC Skill Level B	37	25	20
14.	15	Distribution, tracking and scheduling co-ordination occupations	NOC Skill Level C	36	18	20
15.	06	Middle management occupations in retail and wholesale trade and customer services	NOC Skill Level A	33	28	20
16.	21	Professional occupations in natural and applied sciences	NOC Skill Level A	33	23	20
17.	32	Technical occupations in health	NOC Skill Level B	33	37	20
18.	31	Professional occupations in health (except nursing)	NOC Skill Level A	30	39	20
19.	74	Other installers, repairers and servicers and material handlers	NOC Skill Level C	24	22	20
20.	22	Technical occupations related to natural and applied sciences	NOC Skill Level B	21	21	20
21.	41	Professional occupations in law and social, community and government services	NOC Skill Level A	20	20	20
22.	44	Care providers and educational, legal and public protection support occupations	NOC Skill Level C	19	21	20
23.	11	Professional occupations in business and finance	NOC Skill Level A	14	24	20
24.	52	Technical occupations in art, culture, recreation and sport	NOC Skill Level B	13	22	20
25.	01	Senior managers - construction, transportation, production and utilities	NOC Skill Level A	13	19	20
26.	34	Assisting occupations in support of health services	NOC Skill Level C	10	26	20
27.	40	Professional occupations in education services	NOC Skill Level A	8	134	170
					1 - 43 / 43	< >



MULTILINGUAL JOB POSTINGS BY THE NUMBERS

ACTIVE POSTINGS

147

NEW POSTINGS

90

COMPANIES

76

LANGUAGES

2

OF DAYS POSTED

AVERAGE

20.4

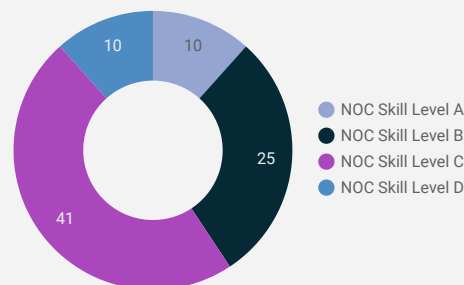
MEDIAN

20

MULTILINGUAL JOB POSTINGS BY SKILL LEVEL

What language skills are employers looking for by occupational skill level?

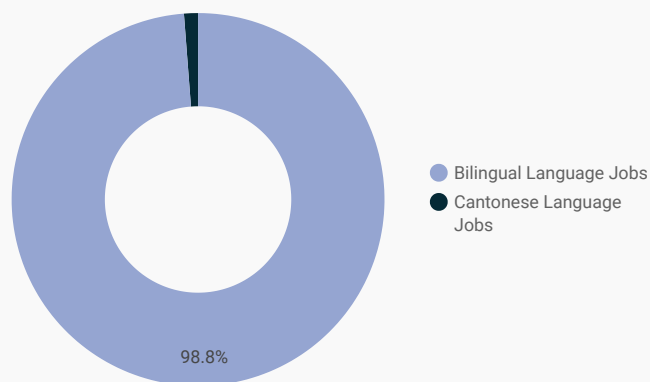
- 10 Skill Level A - Management/ Professional Occupations usually requiring University
- 25 Skill Level B - Usually college education or apprenticeship training
- 41 Skill Level C - Usually secondary education or occupation-specific training
- 10 Skill Level D - Usually on-the-job training



LANGUAGES	NOI Skill Level A	NOI Skill Level B	NOI Skill Level C	NOI Skill Level D
Bilingual Language Jobs	10	25	40	10
Cantonese Language Jobs			1	

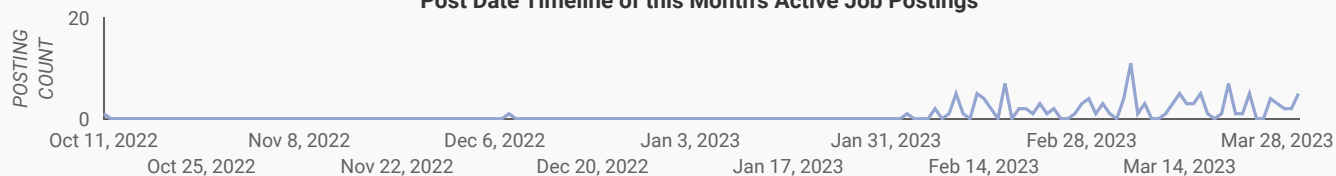
LANGUAGE SKILLS BREAKDOWN

Which kinds of language skills do employers seek?



LANGUAGES	POSTING COUNT
1. Bilingual Language Jobs	146
2. Cantonese Language Jobs	1

Post Date Timeline of this Month's Active Job Postings





LANGUAGE SKILLS BEING RECRUITED BY JOB CATEGORY

What language skills are sought by 1-Digit NOC?

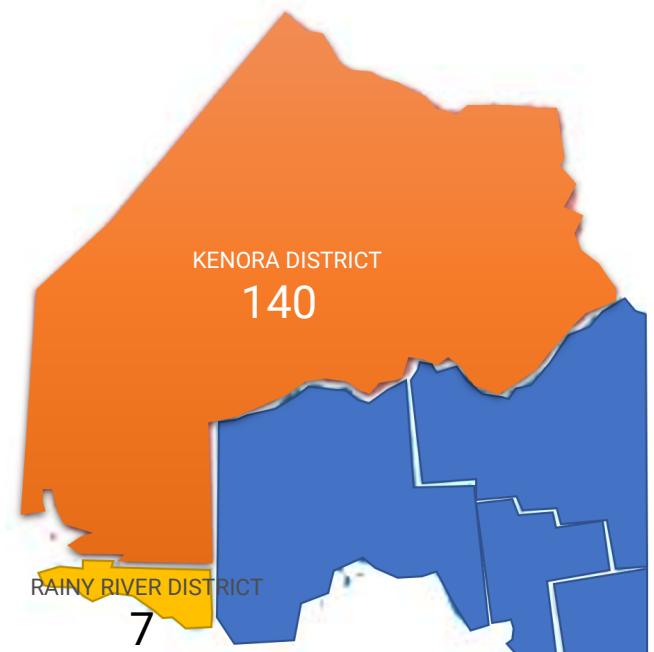
BROAD OCCUPATIONAL CATEGORY	Bilingual Language Jobs	Cantonese Language Jobs	Grand total
Business, finance and administration occup...	18		18
Health occupations	5		5
Management occupations	7		7
Natural and applied sciences and related o...	3		3
Occupations in art, culture, recreation and s...	7		7
Occupations in education, law and social, c...	7		7
Occupations in manufacturing and utilities	1		1
Sales and service occupations	29	1	30
Trades, transport and equipment operators ...	8		8
Grand total	85	1	86

MULTILINGUAL JOB POSTINGS BY MUNICIPALITY

What language skills are sought by 4-Digit NOC?

MUNICIPALITY	LANGUAGES ▾	AVG POSTING LENGTH IN DAYS	MEDIAN POSTING LENGTH IN DAYS
1. City of Kenora	78	19.9	20
2. Town of Sioux Lookout	29	19.1	20
3. City of Dryden	25	18.4	20
4. Township of Sioux Narrows - Nestor Falls	4	18.3	20
5. Town of Fort Frances	4	76.5	76.5
6. Atikokan Township	3	12.0	12
7. Township of Machin	1		
8. Township of Ignace	1		
9. Town of Red Lake	1	20.0	20

DISTRICTS	LANGUAGES ▾	AVG POSTING LENGTH IN DAYS	MEDIAN POSTING LENGTH IN DAYS
1. Kenora District	140	24.4	20
2. Rainy River District	7	34.3	20





LANGUAGE DEMAND BY JOB

What language skills are sought by 4-Digit NOC?

4 DIGIT NOC NAME	POSTINGS
1. Letter carriers	9
2. Program leaders and instructors in recrea...	7
3. Security guards and related security servi...	5
4. Food and beverage servers	5
5. Retail salespersons	4
6. Cooks	3
7. Retail and wholesale trade managers	3
8. Shippers and receivers	2
9. Janitors, caretakers and building superint...	2
10. Social and community service workers	2
11. Executive assistants	2
12. Transport truck drivers	2
13. School principals and administrators of el...	2
14. Delivery and courier service drivers	2
15. Home support workers, housekeepers an...	2
16. Light duty cleaners	2
17. Cashiers	2
18. Other financial officers	1
19. Correctional service officers	1
20. Property administrators	1
21. Landscape and horticulture technicians a...	1
22. Administrative assistants	1
23. Labourers in wood, pulp and paper proces...	1
24. User support technicians	1
25. Longshore workers	1
26. Construction trades helpers and labourers	1
27. Other technical occupations in therapy an...	1
28. Restaurant and food service managers	1
29. General office support workers	1
30. Manufacturing managers	1
31. Store shelf stockers, clerks and order fillers	1
32. Supervisors, railway transport operations	1

1 - 47 / 47 < >

MULTILINGUAL HIRING EMPLOYERS

Which employers are seeking multilingual candidates?

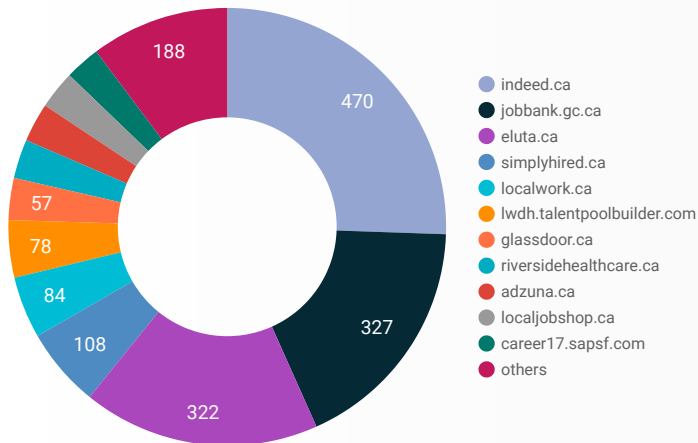
COMPANY	POSTINGS
1. McMunn & Yates Building Supplies Lumber	9
2. Canada Post - Postes Canada	9
3. Independent First Nations Alliance	8
4. Science North	6
5. Pioneer Construction	4
6. Halley's Camps	4
7. Sioux Lookout GM	3
8. Synterra Security Solutions LP	3
9. WSL Sport	3
10. MÃ©tis Nation of Ontario	3
11. The Miller Group/Thunder Bay Highway Maintenance	3
12. FIREFLY - Kenora, ON	3
13. Tim Hortons	3
14. The Ontario Public Services, Ministry of Northern Development	3
15. Canadian National Railway Company	3
16. Grace Anne II Yacht & Lodge, Lake of the Woods	3
17. Shibogama First Nations Council	3
18. Indigenous Services Canada (ISC) - First Nations Inuit Health Branch	3
19. Luther Village	2
20. Big Freight Systems	2
21. Alexander's On Rowan	2
22. Commissionaires Ottawa	2
23. Various Ministries	2
24. BELL MOBILITY/BELL MOBILITÃ	2
25. Keewatin-Patricia District School Board	2
26. Big Freight Systems Inc.	2

1 - 50 / 77 < >



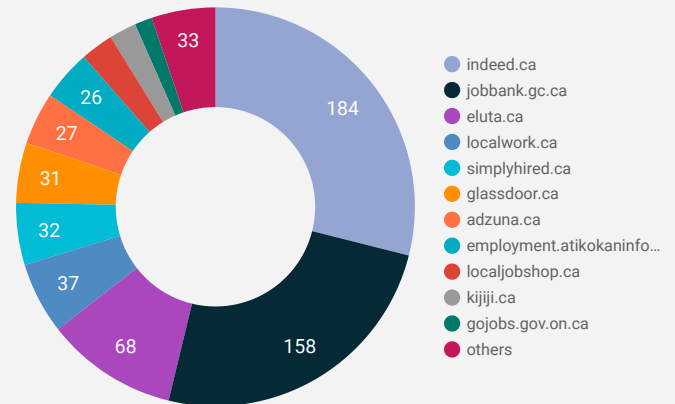
JOB POSTINGS BY JOB BOARD

What share of unique job postings appear on each job board?



COMPANIES BY JOB BOARD

What share of unique job postings appear on each job board?



JOB POSTING DETAILS BY JOB BOARD

How does job posting activity differ by job board?

	JOB BOARD	POSTING COUNT ▾	AVG POSTING LENGTH IN DAYS	MEDIAN POSTING LENGTH IN DAYS	# OF COMPANIES
1.	indeed.ca	470	19	20	184
2.	jobbank.gc.ca	327	54	31	158
3.	eluta.ca	322	20	20	68
4.	simplyhired.ca	108	19	20	32
5.	localwork.ca	84	15	5	37
6.	lwdh.talentpoolbuilder.com	78	27	16	1
7.	glassdoor.ca	57	20	20	31
8.	riversidehealthcare.ca	53	135	100	4
9.	adzuna.ca	53	14	14	27
10.	localjobshop.ca	52	34	30	17
11.	career17.sapsf.com	48	37	31	1
12.	network.applytoeducation.com	47	8	6	5
13.	employment.atikokaninfo.com	43	27	27	26
14.	gojobs.gov.on.ca	23	38	17	9
15.	kijiji.ca	21	15	15	14
16.	metisnation.org	14			1
17.	jobillico.com	10	21	27	5

1 - 26 / 26 < >