



NORTHWEST TRAINING & ADJUSTMENT BOARD

# JOB DEMAND REPORT

## MAY 2023

### HIGHLIGHTS

#### JOB POSTINGS BY THE NUMBERS

TOTAL POSTINGS	NEW THIS MONTH	COMPANIES	JOB BOARDS
1,812	863	464	26

#### # OF DAYS POSTED

AVERAGE	MEDIAN
28.7	20

### REPORT BUILDER

The default filter selection below will show all job demand data for the month. You can use the filters to create a customized report for the purpose of understanding a subset of the data.

#### OCCUPATION FILTERS

SKILL TYPE NAME / 1-DIGIT NOC	▼
MAJOR GROUP / 2-DIGIT NOC	▼
MINOR GROUP / 3-DIGIT NOC	▼
UNIT GROUP / 4-DIGIT NOC	▼
SKILL LEVEL	▼
JOB TYPE	▼
JOB DURATION	▼
ADDITIONAL LANGUAGE	▼
SPECIFIC JOB TAGS	▼

#### INDUSTRY/SECTOR FILTERS

HIRING SECTOR BY 2-DIGIT NAICS CODE	▼
HIRING SECTOR BY 3-DIGIT NAICS CODE	▼
HIRING SECTOR BY 4-DIGIT NAICS CODE	▼
HIRING SECTOR BY 5-DIGIT NAICS CODE	▼
HIRING SECTOR BY 6-DIGIT NAICS CODE	▼

#### OTHER FILTERS

MUNICIPALITY	▼
DISTRICT	▼
JOB BOARD	▼

NOC = National Occupation Classification | NAICS = North American Industry Classification System

Page 1 of 13

#### Source:

Job posting data collected by Northwest Training & Adjustment Board from job boards and employer websites who recruit candidates in Rainy River and Kenora Districts.

Canada

EMPLOYMENT  
ONTARIO

EMPLOI  
ONTARIO

Ontario

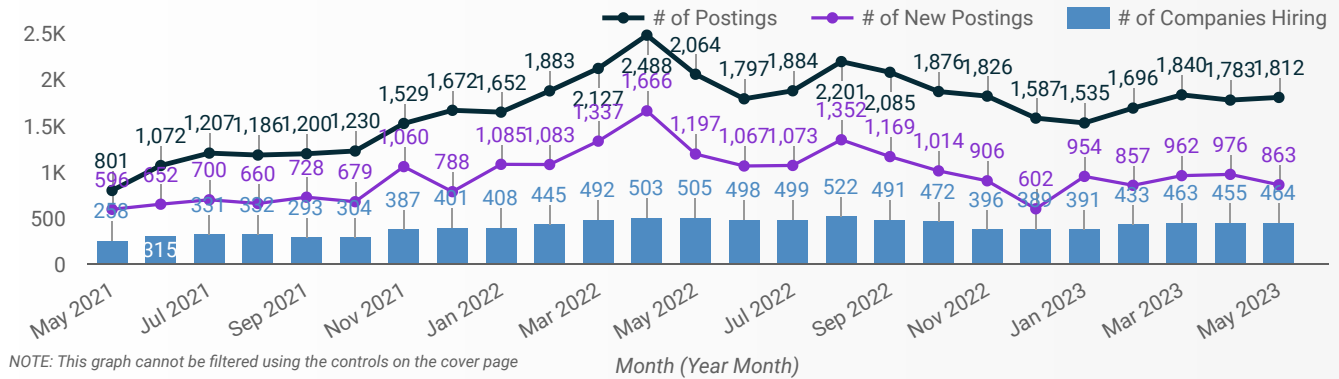
This Employment Ontario service is funded in part by the Government of Canada and the Government of Ontario.

Ce service Emploi Ontario est financé en partie par le gouvernement du Canada et le gouvernement de l'Ontario.



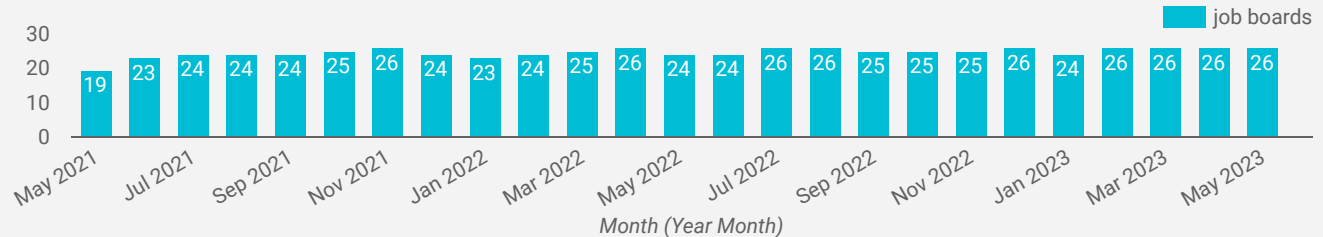
## JOB POSTINGS BY MONTH FOR KENORA & RAINY RIVER DISTRICTS

How many job postings were active for at least 1 day this month?



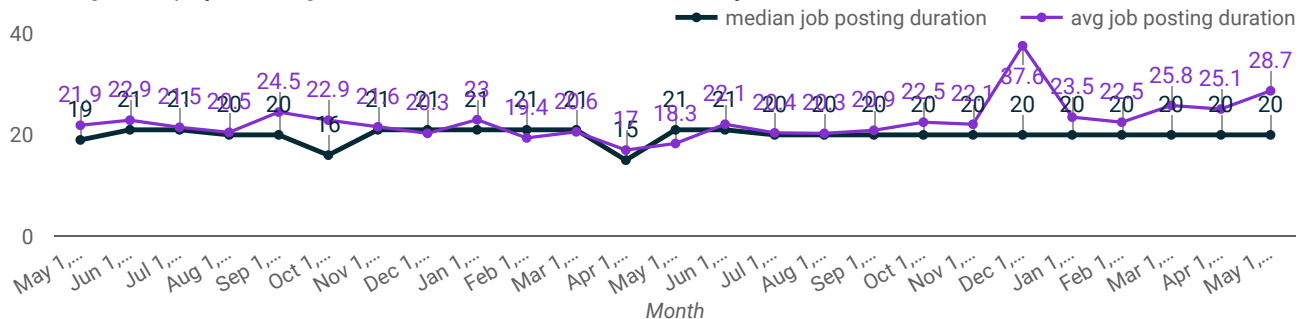
## NUMBER OF ACTIVE JOB BOARDS

How many job postings were active for at least 1 day this month on these job boards?



## AVG & MEDIAN POSTING LENGTH BY DAYS

How long are employers having to recruit for to find candidates to fill their job vacancies?



## POST DATE TIMELINE FOR THIS MONTH'S ACTIVE JOB POSTINGS

How many job postings were active for at least 1 day this month?





## JOB POSTINGS BY DISTRICT

Where are job opportunities being offered?

	DISTRICT	POSTING COUNT	AVG POSTING LENGTH IN DAYS	MEDIAN POSTING LENGTH IN DAYS
1.	Kenora District	1,522	28.5	20
2.	Rainy River District	285	29.5	20

## JOB POSTINGS BY MUNICIPALITY

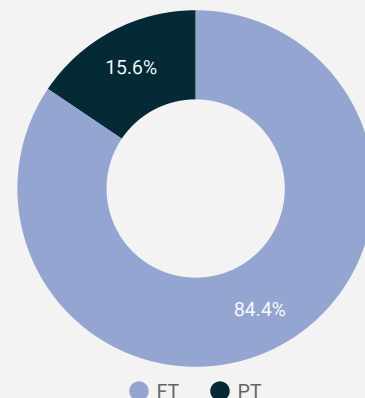
Where are job opportunities being offered?

	MUNICIPALITY	POSTING COUNT	AVG POSTING LENGTH IN DAYS	MEDIAN POSTING LENGTH IN DAYS
1.	City of Kenora	708	24.8	20
2.	City of Dryden	340	24.0	20
3.	Town of Sioux Lookout	278	32.2	20
4.	Town of Fort Frances	120	31.3	20
5.	Atikokan Township	76	27.4	20
6.	Emo Township	63	25.4	14
7.	Town of Red Lake	58	64.6	20
8.	Township of Ear Falls	43	53.3	24
9.	Rainy River	20	55.4	35
10.	Township of Ignace	19	18.4	20
11.	Pikangikum First Nation	14	119.5	109.5
12.	Township of Pickle Lake	11	64.0	57.5
13.	Township of Machin	9	26.2	20
14.	Township of Sioux Narrows - Moose Falls	8	32.3	20

1 - 30 / 30

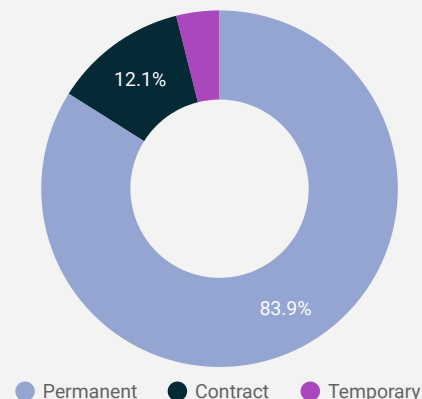
## JOB TYPE

Full-time vs Part-time



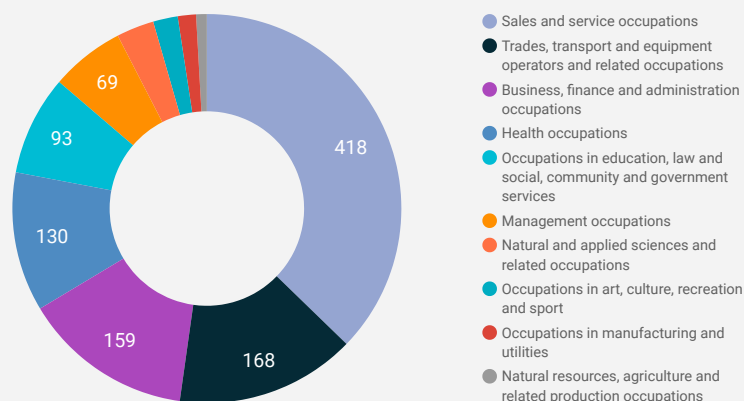
## JOB DURATION

Permanency of jobs posted



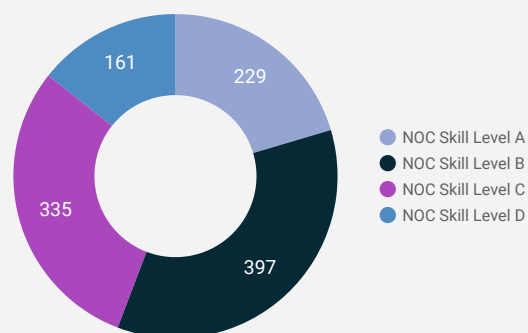
## JOB POSTINGS BY JOB CATEGORY

What broad occupational category is being recruited?



## JOB POSTINGS BY SKILL LEVEL

What education do occupations typically require?



Skill Level A = Usually University education | Skill Level B = Usually College education or Apprenticeship training | Skill Level C = Usually Secondary education or occupation-specific training | Skill Level D = Usually on-the-job training



## TOP HIRING COMPANIES & AGENCIES

What companies are hiring?

	COMPANY	COMMUNITY	POSTINGS ▾	AVERAGE POSTING DURATION IN DAYS	MEDIAN POSTING DURATION IN DAYS
1.	Lake Of The Woods District Hospital	Kenora	75	41.5	21
2.	New Gold Inc	Emo	58	25.3	14
3.	Sioux Lookout Meno Ya Win Health Centre	Sioux Lookout	56	20.0	20
4.	Walmart Canada	Kenora	36	16.8	14
5.	Interfor Corporation	Ear Falls	29	62.6	20
6.	La Verendrye General Hospital	Fort Frances	28	88.5	89
7.	Sioux Lookout First Nations Health Authority	Sioux Lookout	25	19.2	20
8.	Canadian Mental Health Association	Kenora	25	20.0	20
9.	Anishinaabe Abinoojii Family Services	Kenora	23	14.2	13
10.	Walmart Canada Corp.	Kenora	22	20.1	20
11.	City of Kenora	Kenora	22	31.2	20
12.	Tikinagan Child & Family Services	Sioux Lookout	21	12.4	13
13.	Atikokan General Hospital	Atikokan	17	31.2	20
14.	Walmart	Dryden	17	17.8	20
15.	Kenora Chiefs Advisory	Kenora	16	17.5	15
16.	Keewatin-Patricia District School Board	Sioux Lookout	16	18.7	10
17.	Keewatin-Patricia District School Board	Kenora	15	21.3	22
18.	Rainycrest Long Term Care Home	Rainy River	14	29.0	29
19.	Canadian Tire Corporation Limited	Kenora	13	20.0	20
20.	Canadian Tire	Kenora	13	20.0	20
21.	Fresh Market Foods	Sioux Lookout	13	19.7	20
22.	The Ontario Public Services, Ministry of Northern Development	Kenora	13	20.4	20
23.	Canada Post - Postes Canada	Dryden	11	14.5	20
24.	The Northwest Catholic District School Board	Sioux Lookout	11	70.8	40
25.	Walmart Canada	Dryden	10	17.6	20
26.	Pikangikum Education Authority	Pikangikum	10	154.3	160
27.	Toronto Catholic District School Board	Kenora	10	20.0	20
28.	Resolute Forest Products Canada Inc	Atikokan	10	19.9	6
29.	McMunn & Yates Building Supplies Lumber	Keewatin	10	20.0	20
30.	Loblaw Companies Limited	Kenora	9	16.0	14
31.	Manarief Construction Limited / MCI	Kenora	8	20.0	20



## TOP HOURLY WAGES IN JOB POSTINGS

What are employers willing to pay to find the perfect candidate?

# of Minimum Wage Jobs

47

	JOB TITLE	COMPANY	LOCATION	HOURLY WAGE ▾
1.	General Practitioner	RPI Consulting Group	City of Kenora	85 <div></div>
2.	Nurse Practitioner / Emergency Department Supervisor	La Verendrye General Hospital	Town of Fort Frances	70 <div></div>
3.	Nurse Practitioner	Rainy River Health Centre (RRHC)	Town of Fort Frances	64 <div></div>
4.	Nurse Practitioner (full-time Permanent)	Lake Of The Woods District Hospital	City of Kenora	61 <div></div>
5.	Dental Hygienist	Sunset Country Dental	City of Dryden	60 <div></div>
6.	Nurse Practitioner	Rainycrest Long Term Care Home	Rainy River	58 <div></div>
7.	Nurse Practitioner	Emo Health Centre	Emo Township	58 <div></div>
8.	Skating Coach	Sioux Lookout Skating Club	Town of Sioux Lookout	55 <div></div>
9.	Aggregate Superintendent	Moncrief Construction Limited / MCL	City of Kenora	55 <div></div>
10.	Aggregate Superintendent	Summit Search Group	City of Kenora	55 <div></div>
11.	Nursing Supervisor (part-time Permanent, 0.50 Fte)	Lake Of The Woods District Hospital	City of Kenora	52 <div></div>
12.	Acute Care Registered Nurse (two Positions, Part-time Permanent)	Lake Of The Woods District Hospital	City of Kenora	50 <div></div>

1 - 100 / 406 < >

## TOP SALARIES IN JOB POSTINGS

What are employers willing to pay to find the perfect candidate?

	JOB TITLE	COMPANY	LOCATION	ANNUAL SALARY ▾
1.	Ceo & District Administrator	District of Kenora Home for the Aged	City of Kenora	160,888 <div></div>
2.	Real Estate Sales Representative	Royal LePage Real Estate	City of Kenora	150,000 <div></div>
3.	Electrical Estimator	Moncrief Construction Limited / MCL	City of Kenora	140,000 <div></div>
4.	Electrical Estimator	Summit Search Group	City of Kenora	140,000 <div></div>
5.	Head, Maintenance Materials, Standards And Systems	Ministry of Transportation	City of Kenora	138,290 <div></div>
6.	Program Services Manager	Ministry of Northern Development	City of Kenora	137,895 <div></div>
7.	Senior Technology Director	La Verendrye General Hospital	Town of Fort Frances	131,000 <div></div>
8.	Clinic Manager	Sioux Lookout First Nations Health Authority	Town of Sioux Lookout	123,146 <div></div>
9.	Manager, OMHS	Sioux Lookout First Nations Health Authority	Town of Sioux Lookout	123,146 <div></div>
10.	Helicopter Pilot (captain)	Ornge	City of Kenora	122,039 <div></div>

1 - 100 / 542 < >

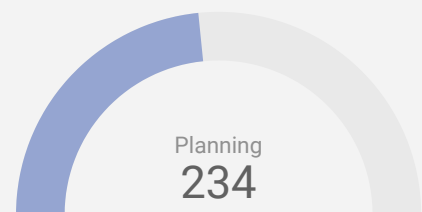
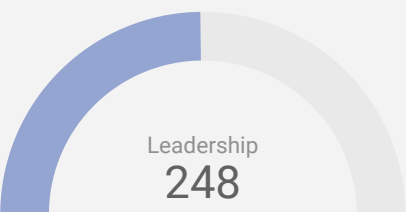
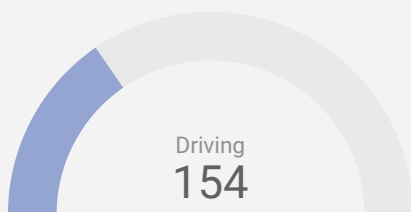
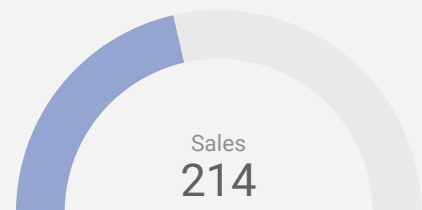
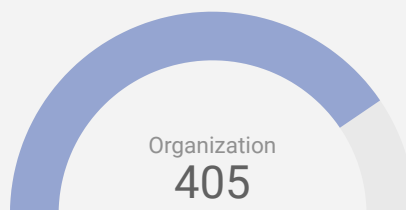
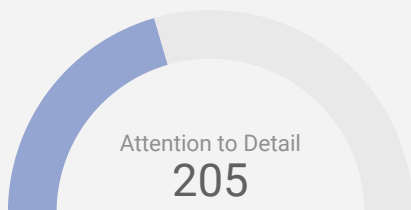

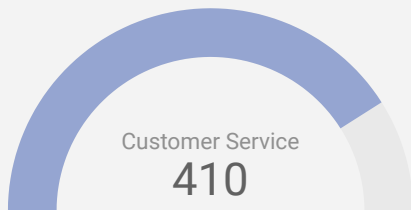


## TOP IN-DEMAND SKILLS

How many times were these skills found in job postings?

ACTIVE JOB POSTINGS THIS MONTH

1,812



## KEY JOB REQUIREMENTS

How often are these requirements desired in job postings?

ACTIVE JOB POSTINGS THIS MONTH

1,812



Driver's License

57



First Aid

108



Regular Access to a Vehicle

112



Criminal Record Check

175



Microsoft Office

133



Food Safety

21



## JOB POSTINGS BY 4-DIGIT NOC, SKILL LEVEL, FREQUENCY & DURATION

What jobs are hard-to-fill and/or in-demand?

	4-DIGIT NOC CODE	4-DIGIT NOC LABEL	OCCUPATION'S SKILL LEVEL	POSTING COUNT	AVG POSTING LENGTH IN DAYS	MEDIAN POSTING LENGTH IN DAYS
1.	6421	Retail salespersons	NOC Skill Level C	74	22	20
2.	4212	Social and community service workers	NOC Skill Level B	45	20	20
3.	3012	Registered nurses and registered psychiatric nurses	NOC Skill Level A	41	31	20
4.	1241	Administrative assistants	NOC Skill Level B	40	22	20
5.	6552	Other customer and information services representatives	NOC Skill Level C	40	22	20
6.	6322	Cooks	NOC Skill Level B	36	42	20
7.	6622	Store shelf stockers, clerks and order fillers	NOC Skill Level D	34	20	20
8.	0621	Retail and wholesale trade managers	NOC Skill Level A	33	31	20
9.	6711	Food counter attendants, kitchen helpers and related support occupations	NOC Skill Level D	31	27	20
10.	6731	Light duty cleaners	NOC Skill Level D	29	19	20
11.	6222	Retail and wholesale buyers	NOC Skill Level B	27	27	20
12.	6611	Cashiers	NOC Skill Level D	25	20	20
13.	7452	Material handlers	NOC Skill Level C	21	25	20
14.	6733	Janitors, caretakers and building superintendents	NOC Skill Level D	21	24	20
15.	3124	Allied primary health practitioners	NOC Skill Level A	18	26	20
16.	6311	Food service supervisors	NOC Skill Level B	18	150	152.5
17.	7511	Transport truck drivers	NOC Skill Level C	17	39	20
18.	1431	Accounting and related clerks	NOC Skill Level C	17	27	20
19.	7514	Delivery and courier service drivers	NOC Skill Level C	16	35	20
20.	6541	Security guards and related security service occupations	NOC Skill Level C	15	34	20
21.	1511	Mail, postal and related workers	NOC Skill Level C	15	20	20
22.	7311	Construction millwrights and industrial mechanics	NOC Skill Level B	13	62	20
23.	3219	Other medical technologists and technicians (except dental health)	NOC Skill Level B	13	23	20
24.	1411	General office support workers	NOC Skill Level C	13	16	20
25.	6235	Financial sales representatives	NOC Skill Level B	12	16	14
26.	7312	Heavy-duty equipment mechanics	NOC Skill Level B	12	44	17
27.	4412	Home support workers, housekeepers and related occupations	NOC Skill Level C	10	55	20
28.	5125	Translators, terminologists and interpreters	NOC Skill Level A	9	20	20
29.	5254	Program leaders and instructors in recreation, sport and fitness	NOC Skill Level B	9	35	31



## JOB POSTINGS BY 3-DIGIT NOC, SKILL LEVEL, FREQUENCY & DURATION

What jobs are hard to fill and/or in-demand?

	3-DIGIT NOC CODE	3-DIGIT NOC LABEL	OCCUPATION'S SKILL LEVEL	POSTING COUNT	AVG POSTING LENGTH IN DAYS	MEDIAN POSTING LENGTH IN DAYS
1.	642	Retail salespersons	NOC Skill Level C	74	22	20
2.	421	Paraprofessional occupations in legal, social, community and education services	NOC Skill Level B	55	32	20
3.	673	Cleaners	NOC Skill Level D	52	26	20
4.	124	Office administrative assistants - general, legal and medical	NOC Skill Level B	43	22	20
5.	632	Chefs and cooks	NOC Skill Level B	43	46	20
6.	655	Customer and information services representatives	NOC Skill Level C	43	21	20
7.	301	Professional occupations in nursing	NOC Skill Level A	43	33	20
8.	751	Motor vehicle and transit drivers	NOC Skill Level C	34	37	20
9.	662	Other sales support and related occupations	NOC Skill Level D	34	20	20
10.	062	Retail and wholesale trade managers	NOC Skill Level A	33	31	20
11.	671	Food counter attendants, kitchen helpers and related support occupations	NOC Skill Level D	31	27	20
12.	745	Longshore workers and material handlers	NOC Skill Level C	28	36	20
13.	731	Machinery and transportation equipment mechanics (except motor vehicles)	NOC Skill Level B	28	56	20
14.	622	Technical sales specialists in wholesale trade and retail and wholesale buyers	NOC Skill Level B	28	27	20
15.	661	Cashiers	NOC Skill Level D	25	20	20
16.	631	Service supervisors	NOC Skill Level B	25	173	180
17.	143	Financial, insurance and related administrative support workers	NOC Skill Level C	23	24	20
18.	141	General office workers	NOC Skill Level C	23	30	20
19.	321	Medical technologists and technicians (except dental health)	NOC Skill Level B	22	21	20
20.	151	Mail and message distribution occupations	NOC Skill Level C	22	17	20
21.	312	Optometrists, chiropractors and other health diagnosing and treating professionals	NOC Skill Level A	18	26	20
22.	623	Insurance, real estate and financial sales occupations	NOC Skill Level B	18	23	20
23.	724	Electrical trades and electrical power line and telecommunications workers	NOC Skill Level B	15	51	20
24.	654	Security guards and related security service occupations	NOC Skill Level C	15	34	20
25.	323	Other technical occupations in health care	NOC Skill Level B	14	32	20
26.	415	Social and community service professionals	NOC Skill Level A	13	20	20
27.	512	Writing, translating and related communications professionals	NOC Skill Level A	12	19	20
28.	314	Therapy and assessment professionals	NOC Skill Level A	12	53	20



## JOB POSTINGS BY 2-DIGIT NOC, SKILL LEVEL, FREQUENCY & DURATION

What jobs are hard to fill and/or in-demand?

	2-DIGIT NOC CODE	2-DIGIT NOC LABEL	OCCUPATION'S SKILL LEVEL	POSTING COUNT	AVG POSTING LENGTH IN DAYS	MEDIAN POSTING LENGTH IN DAYS
1.	67	Service support and other service occupations, n.e.c.	NOC Skill Level D	83	26	20
2.	64	Sales representatives and salespersons - wholesale and retail trade	NOC Skill Level C	78	22	20
3.	63	Service supervisors and specialized service occupations	NOC Skill Level B	73	76	24
4.	65	Service representatives and other customer and personal services occupations	NOC Skill Level C	73	33	20
5.	66	Sales support occupations	NOC Skill Level D	59	20	20
6.	12	Administrative and financial supervisors and administrative occupations	NOC Skill Level B	55	21	20
7.	42	Paraprofessional occupations in legal, social, community and education services	NOC Skill Level B	55	32	20
8.	62	Retail sales supervisors and specialized sales occupations	NOC Skill Level B	52	28	20
9.	75	Transport and heavy equipment operation and related maintenance occupations	NOC Skill Level C	52	41	20
10.	14	Office support occupations	NOC Skill Level C	51	26	20
11.	73	Maintenance and equipment operation trades	NOC Skill Level B	47	46	20
12.	31	Professional occupations in health (except nursing)	NOC Skill Level A	44	30	20
13.	30	Professional occupations in nursing	NOC Skill Level A	43	33	20
14.	32	Technical occupations in health	NOC Skill Level B	38	26	20
15.	06	Middle management occupations in retail and wholesale trade and customer services	NOC Skill Level A	36	32	20
16.	72	Industrial, electrical and construction trades	NOC Skill Level B	31	51	20
17.	15	Distribution, tracking and scheduling co-ordination occupations	NOC Skill Level C	31	18	20
18.	74	Other installers, repairers and servicers and material handlers	NOC Skill Level C	28	36	20
19.	11	Professional occupations in business and finance	NOC Skill Level A	20	20	20
20.	22	Technical occupations related to natural and applied sciences	NOC Skill Level B	19	20	20
21.	41	Professional occupations in law and social, community and government services	NOC Skill Level A	17	20	20
22.	21	Professional occupations in natural and applied sciences	NOC Skill Level A	16	16	20
23.	51	Professional occupations in art and culture	NOC Skill Level A	13	19	20
24.	44	Care providers and educational, legal and public protection support occupations	NOC Skill Level C	13	52	20
25.	01	Senior managers - construction, transportation, production and utilities	NOC Skill Level A	11	24	20
26.	92	Processing, manufacturing and utilities supervisors and central control operators	NOC Skill Level B	10	29	20
27.	52	Technical occupations in art, culture, recreation and sport	NOC Skill Level B	10	25	21



## MULTILINGUAL JOB POSTINGS BY THE NUMBERS

ACTIVE POSTINGS

45

NEW POSTINGS

16

COMPANIES

29

LANGUAGES

2

## # OF DAYS POSTED

AVERAGE

24.4

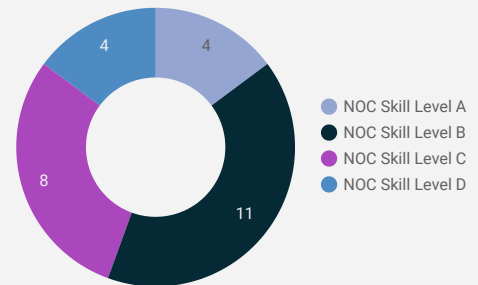
MEDIAN

20

## MULTILINGUAL JOB POSTINGS BY SKILL LEVEL

What language skills are employers looking for by occupational skill level?

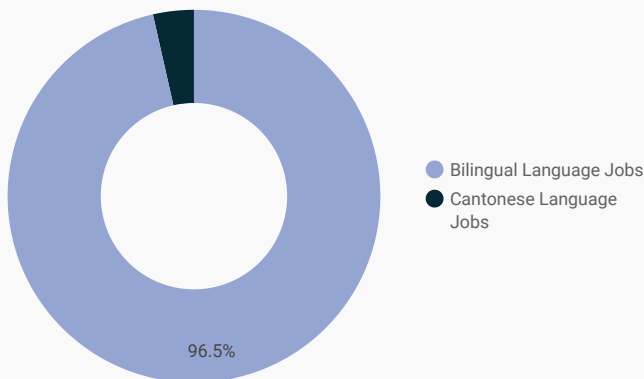
- 4 Skill Level A - Management/ Professional Occupations usually requiring University
- 11 Skill Level B - Usually college education or apprenticeship training
- 8 Skill Level C - Usually secondary education or occupation-specific training
- 4 Skill Level D - Usually on-the-job training



LANGUAGES	NOC Skill Level A	NOC Skill Level B	NOC Skill Level C	NOC Skill Level D
Bilingual Language Jobs	4	11	7	4
Cantonese Language Jobs		1		

## LANGUAGE SKILLS BREAKDOWN

Which kinds of language skills do employers seek?



LANGUAGES	POSTING COUNT
1. Bilingual Language Jobs	44
2. Cantonese Language Jobs	1

## Post Date Timeline of this Month's Active Job Postings





## LANGUAGE SKILLS BEING RECRUITED BY JOB CATEGORY

What language skills are sought by 1-Digit NOC?

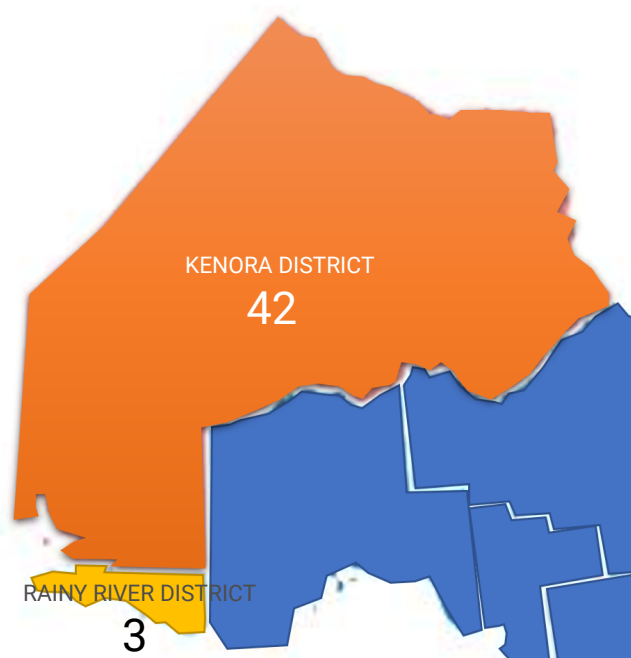
BROAD OCCUPATIONAL CATEGORY	Bilingual Language Jobs	Cantonese Language Jobs	Grand total
Business, finance and administration occup...	6		6
Health occupations	1		1
Management occupations	3		3
Natural and applied sciences and related o...	1		1
Occupations in art, culture, recreation and s...	4		4
Occupations in education, law and social, c...	2		2
Occupations in manufacturing and utilities	1		1
Sales and service occupations	6	1	7
Trades, transport and equipment operators ...	2		2
Grand total	26	1	27

## MULTILINGUAL JOB POSTINGS BY MUNICIPALITY

What language skills are sought by 4-Digit NOC?

MUNICIPALITY	LANGUAGES ▾	AVG POSTING LENGTH IN DAYS	MEDIAN POSTING LENGTH IN DAYS
1. City of Kenora	22	19.3	20
2. City of Dryden	11	21.4	20
3. Town of Sioux Lookout	7	20.0	20
4. Atikokan Township	2		
5. Town of Red Lake	1	20.0	20
6. Town of Fort Frances	1	20.0	20
7. Township of Ear Falls	1	108.0	108

DISTRICTS	LANGUAGES ▾	AVG POSTING LENGTH IN DAYS	MEDIAN POSTING LENGTH IN DAYS
1. Kenora District	42	28.5	20
2. Rainy River District	3	29.5	20





## LANGUAGE DEMAND BY JOB

What language skills are sought by 4-Digit NOC?

4 DIGIT NOC NAME	POSTINGS
1. Program leaders and instructors in recrea...	4
2. Retail salespersons	2
3. Letter carriers	2
4. School principals and administrators of el...	2
5. Administrative assistants	2
6. Other technical occupations in therapy an...	1
7. Home support workers, housekeepers an...	1
8. Labourers in wood, pulp and paper proces...	1
9. Cashiers	1
10. Delivery and courier service drivers	1
11. Banking, credit and other investment man...	1
12. Shippers and receivers	1
13. Store shelf stockers, clerks and order fillers	1
14. Other customer and information services ...	1
15. Social and community service workers	1
16. Other financial officers	1
17. Supervisors, railway transport operations	1
18. Cooks	1
19. Light duty cleaners	1
20. Conservation and fishery officers	1

1 - 20 / 20

## MULTILINGUAL HIRING EMPLOYERS

Which employers are seeking multilingual candidates?

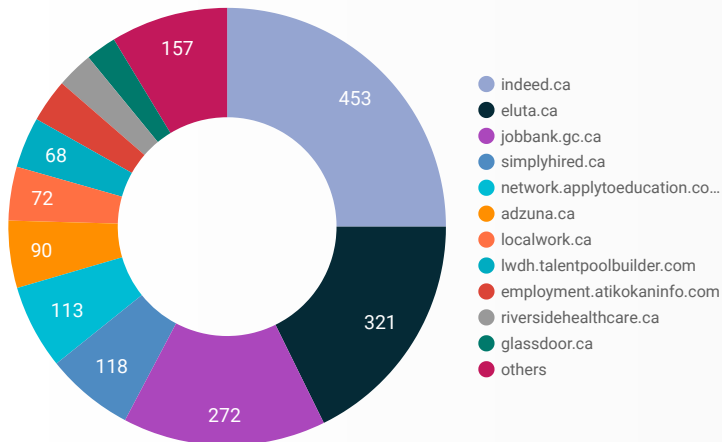
COMPANY	POSTINGS
1. McMunn & Yates Building Supplies Lumber	5
2. Bell	4
3. MÃ©tis Nation of Ontario	3
4. Indigenous Services Canada (ISC) - First Nations Inuit Health Branch	3
5. CIBC	3
6. Canada Post - Postes Canada	2
7. VON Canada	2
8. Canadian Tire Kenora	2
9. Changes Recovery Homes	1
10. Contact North	1
11. Fresh Market Foods	1
12. Ministry of Natural Resources and Forestry	1
13. Movati Athletic (Group) Inc	1
14. Ministry of the Attorney General	1
15. Novo Peak Health Inc.	1
16. Statistics Canada	1
17. Government Of Canada	1
18. Liquor Control Board of Ontario / LCBO	1
19. Federal Economic Development Agency for Northern Ontario (FedNor)	1
20. Eagle Lake First Nation	1
21. Interfor Corporation	1
22. Ministry Of Children, Community And Social Services	1
23. Victoria Order Of Nurses	1
24. The Ontario Public Services, Ministry of Northern Development	1
25. Canadian National Railway Company	1
26. Black Diamond Group	1

1 - 29 / 29



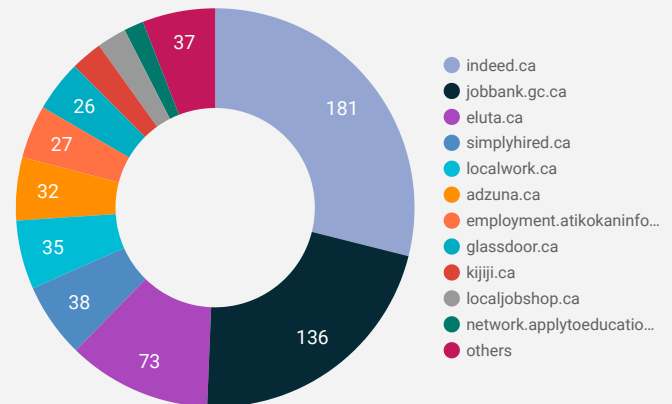
## JOB POSTINGS BY JOB BOARD

What share of unique job postings appear on each job board?



## COMPANIES BY JOB BOARD

What share of unique job postings appear on each job board?



## JOB POSTING DETAILS BY JOB BOARD

How does job posting activity differ by job board?

	JOB BOARD	POSTING COUNT ▾	AVG POSTING LENGTH IN DAYS	MEDIAN POSTING LENGTH IN DAYS	# OF COMPANIES
1.	indeed.ca	453	20	20	181
2.	eluta.ca	321	20	20	73
3.	jobbank.gc.ca	272	93	59	136
4.	simplyhired.ca	118	19	20	38
5.	network.applytoeducation.com	113	24	24	10
6.	adzuna.ca	90	14	14	32
7.	localwork.ca	72	9	4	35
8.	lwdh.talentpoolbuilder.com	68	39	15	1
9.	employment.atikokaninfo.com	58	24	20	27
10.	riversidehealthcare.ca	49	69	65	4
11.	glassdoor.ca	41	20	20	26
12.	localjobshop.ca	32	33	29	15
13.	career17.sapsf.com	27	33	14	1
14.	gojobs.gov.on.ca	24	18	16	9
15.	kijiji.ca	23	15	15	16
16.	metisnation.org	16			1
17.	drhc.on.ca	8	51	51	1

1 - 26 / 26 < >